

Certified - Final Official Canvas of Votes
 May 21, 2019 Special District Election, May 21, 2019
 All Precincts, All Districts, All ScanStations, All Contests, All Boxes
 Total Ballots Cast: 5949
 27 precincts reported out of 27 total

Southwestern Oregon Community College, Position 1 (Vote for 1)

Precinct	Total Votes	Harry Abel Jr	Write-in	Over Votes	Under Votes
Precinct 0001	25	25 100.00%	0 0.00%	0	15
Precinct 0002	93	91 97.85%	2 2.15%	0	81
Precinct 0003	129	126 97.67%	3 2.33%	0	98
Precinct 0004	45	45 100.00%	0 0.00%	0	47
Precinct 0005	198	193 97.47%	5 2.53%	0	137
Precinct 0006	143	143 100.00%	0 0.00%	0	110
Precinct 0007	58	58 100.00%	0 0.00%	0	75
Precinct 0008	126	126 100.00%	0 0.00%	0	103
Precinct 0009	224	222 99.11%	2 0.89%	0	199
Precinct 0010	102	102 100.00%	0 0.00%	0	82
Precinct 0011	177	177 100.00%	0 0.00%	0	149
Precinct 0012	54	54 100.00%	0 0.00%	0	58
Precinct 0013	69	69 100.00%	0 0.00%	0	59
Precinct 0014	71	71 100.00%	0 0.00%	0	71
Precinct 0015	105	104 99.05%	1 0.95%	0	102
Precinct 0016	243	241 99.18%	2 0.82%	0	206
Precinct 0017	301	293 97.34%	8 2.66%	0	239
Precinct 0018	78	77 98.72%	1 1.28%	0	97
Precinct 0019	154	154 100.00%	0 0.00%	0	120
Precinct 0020	68	68 100.00%	0 0.00%	0	80
Precinct 0021	48	48 100.00%	0 0.00%	0	40
Precinct 0022	96	94 97.92%	2 2.08%	0	68
Precinct 0023	115	115 100.00%	0 0.00%	0	117
Precinct 0024	119	119 100.00%	0 0.00%	0	91
Precinct 0025	110	109 99.09%	1 0.91%	0	81
Precinct 0026	177	174 98.31%	3 1.69%	0	159
Precinct 0027	73	73 100.00%	0 0.00%	0	64
Total	3201	3171 99.06%	30 0.94%	0	2748

Certified - Final Official Canvas of Votes
 May 21, 2019 Special District Election, May 21, 2019
 All Precincts, All Districts, All ScanStations, All Contests, All Boxes
 Total Ballots Cast: 5949
 27 precincts reported out of 27 total

Page: 2 of 107
 2019-06-06
 12:47:11

Southwestern Oregon Community College, Position 3 (Vote for 1)

Precinct	Total Votes	Ken Messerle	Write-in	Over Votes	Under Votes
Precinct 0001	26	26 100.00%	0 0.00%	0	14
Precinct 0002	93	90 96.77%	3 3.23%	0	81
Precinct 0003	134	129 96.27%	5 3.73%	0	93
Precinct 0004	53	53 100.00%	0 0.00%	0	39
Precinct 0005	199	193 96.98%	6 3.02%	0	136
Precinct 0006	149	148 99.33%	1 0.67%	0	104
Precinct 0007	60	60 100.00%	0 0.00%	0	73
Precinct 0008	125	125 100.00%	0 0.00%	0	104
Precinct 0009	228	227 99.56%	1 0.44%	0	195
Precinct 0010	106	105 99.06%	1 0.94%	0	78
Precinct 0011	185	185 100.00%	0 0.00%	0	141
Precinct 0012	53	53 100.00%	0 0.00%	0	59
Precinct 0013	74	74 100.00%	0 0.00%	0	54
Precinct 0014	73	73 100.00%	0 0.00%	0	69
Precinct 0015	105	104 99.05%	1 0.95%	0	102
Precinct 0016	245	243 99.18%	2 0.82%	0	204
Precinct 0017	298	292 97.99%	6 2.01%	0	242
Precinct 0018	82	81 98.78%	1 1.22%	0	93
Precinct 0019	162	162 100.00%	0 0.00%	0	112
Precinct 0020	71	71 100.00%	0 0.00%	0	77
Precinct 0021	46	46 100.00%	0 0.00%	0	42
Precinct 0022	97	95 97.94%	2 2.06%	0	67
Precinct 0023	119	119 100.00%	0 0.00%	0	113
Precinct 0024	121	120 99.17%	1 0.83%	0	89
Precinct 0025	110	110 100.00%	0 0.00%	0	81
Precinct 0026	179	176 98.32%	3 1.68%	0	157
Precinct 0027	75	75 100.00%	0 0.00%	0	62
Total	3268	3235 98.99%	33 1.01%	0	2681

Certified - Final Official Canvas of Votes
 May 21, 2019 Special District Election, May 21, 2019
 All Precincts, All Districts, All ScanStations, All Contests, All Boxes
 Total Ballots Cast: 5949
 27 precincts reported out of 27 total

Page: 3 of 107
 2019-06-06
 12:47:11

Southwestern Oregon Community College, Position 6 (Vote for 1)

Precinct	Total Votes	Steve Scheer	Susan L Anderson	Write-in	Over Votes	Under Votes
Precinct 0001	29	8 27.59%	21 72.41%	0 0.00%	0	11
Precinct 0002	107	31 28.97%	74 69.16%	2 1.87%	0	67
Precinct 0003	127	22 17.32%	102 80.31%	3 2.36%	0	100
Precinct 0004	55	19 34.55%	36 65.45%	0 0.00%	0	37
Precinct 0005	234	64 27.35%	166 70.94%	4 1.71%	0	101
Precinct 0006	161	38 23.60%	123 76.40%	0 0.00%	0	92
Precinct 0007	67	17 25.37%	50 74.63%	0 0.00%	0	66
Precinct 0008	146	37 25.34%	109 74.66%	0 0.00%	1	82
Precinct 0009	237	68 28.69%	168 70.89%	1 0.42%	0	186
Precinct 0010	112	22 19.64%	88 78.57%	2 1.79%	0	72
Precinct 0011	185	57 30.81%	128 69.19%	0 0.00%	0	141
Precinct 0012	56	15 26.79%	41 73.21%	0 0.00%	0	56
Precinct 0013	77	13 16.88%	64 83.12%	0 0.00%	0	51
Precinct 0014	83	28 33.73%	55 66.27%	0 0.00%	0	59
Precinct 0015	119	40 33.61%	79 66.39%	0 0.00%	0	88
Precinct 0016	288	73 25.35%	214 74.31%	1 0.35%	0	161
Precinct 0017	357	103 28.85%	249 69.75%	5 1.40%	0	183
Precinct 0018	100	20 20.00%	79 79.00%	1 1.00%	0	75
Precinct 0019	173	46 26.59%	127 73.41%	0 0.00%	0	101
Precinct 0020	87	31 35.63%	56 64.37%	0 0.00%	0	61
Precinct 0021	60	11 18.33%	49 81.67%	0 0.00%	0	28
Precinct 0022	105	36 34.29%	68 64.76%	1 0.95%	0	59
Precinct 0023	147	38 25.85%	109 74.15%	0 0.00%	0	85
Precinct 0024	142	34 23.94%	108 76.06%	0 0.00%	0	68
Precinct 0025	127	34 26.77%	93 73.23%	0 0.00%	1	63
Precinct 0026	209	56 26.79%	151 72.25%	2 0.96%	0	127
Precinct 0027	89	25 28.09%	64 71.91%	0 0.00%	0	48
Total	3679	986 26.80%	2671 72.60%	22 0.60%	2	2268

Certified - Final Official Canvas of Votes
 May 21, 2019 Special District Election, May 21, 2019
 All Precincts, All Districts, All ScanStations, All Contests, All Boxes
 Total Ballots Cast: 5949
 27 precincts reported out of 27 total

Page: 4 of 107
 2019-06-06
 12:47:11

South Coast Education Service District, Position 6 (Vote for 1)

Precinct	Total Votes	Fred M Brick	Write-in	Over Votes	Under Votes
Precinct 0001	23	23 100.00%	0 0.00%	0	17
Precinct 0002	91	89 97.80%	2 2.20%	0	83
Precinct 0003	125	122 97.60%	3 2.40%	0	102
Precinct 0004	41	41 100.00%	0 0.00%	0	51
Precinct 0005	186	182 97.85%	4 2.15%	0	149
Precinct 0006	134	134 100.00%	0 0.00%	0	119
Precinct 0007	59	59 100.00%	0 0.00%	0	74
Precinct 0008	121	121 100.00%	0 0.00%	0	108
Precinct 0009	210	209 99.52%	1 0.48%	0	213
Precinct 0010	94	94 100.00%	0 0.00%	0	90
Precinct 0011	163	163 100.00%	0 0.00%	0	163
Precinct 0012	48	48 100.00%	0 0.00%	0	64
Precinct 0013	63	63 100.00%	0 0.00%	0	65
Precinct 0014	70	70 100.00%	0 0.00%	0	72
Precinct 0015	101	101 100.00%	0 0.00%	0	106
Precinct 0016	233	231 99.14%	2 0.86%	0	216
Precinct 0017	291	286 98.28%	5 1.72%	0	249
Precinct 0018	78	77 98.72%	1 1.28%	0	97
Precinct 0019	150	150 100.00%	0 0.00%	0	124
Precinct 0020	64	64 100.00%	0 0.00%	0	84
Precinct 0021	43	43 100.00%	0 0.00%	0	45
Precinct 0022	91	88 96.70%	3 3.30%	0	73
Precinct 0023	113	113 100.00%	0 0.00%	0	119
Precinct 0024	116	116 100.00%	0 0.00%	0	94
Precinct 0025	106	106 100.00%	0 0.00%	0	85
Precinct 0026	177	175 98.87%	2 1.13%	0	159
Precinct 0027	72	72 100.00%	0 0.00%	0	65
Total	3063	3040 99.25%	23 0.75%	0	2886

Certified - Final Official Canvas of Votes
 May 21, 2019 Special District Election, May 21, 2019
 All Precincts, All Districts, All ScanStations, All Contests, All Boxes
 Total Ballots Cast: 5949
 27 precincts reported out of 27 total

Page: 5 of 107
 2019-06-06
 12:47:11

South Coast Education Service District, Position 7 (Vote for 1)

Precinct	Total Votes	Steve Scheer	Write-in	Over Votes	Under Votes
Precinct 0001	22	21 95.45%	1 4.55%	0	18
Precinct 0002	90	86 95.56%	4 4.44%	0	84
Precinct 0003	123	119 96.75%	4 3.25%	0	104
Precinct 0004	43	43 100.00%	0 0.00%	0	49
Precinct 0005	185	180 97.30%	5 2.70%	0	150
Precinct 0006	137	135 98.54%	2 1.46%	0	116
Precinct 0007	54	54 100.00%	0 0.00%	0	79
Precinct 0008	119	117 98.32%	2 1.68%	0	110
Precinct 0009	214	212 99.07%	2 0.93%	0	209
Precinct 0010	93	93 100.00%	0 0.00%	0	91
Precinct 0011	161	160 99.38%	1 0.62%	0	165
Precinct 0012	46	46 100.00%	0 0.00%	0	66
Precinct 0013	59	59 100.00%	0 0.00%	0	69
Precinct 0014	73	73 100.00%	0 0.00%	0	69
Precinct 0015	99	97 97.98%	2 2.02%	0	108
Precinct 0016	226	223 98.67%	3 1.33%	0	223
Precinct 0017	290	286 98.62%	4 1.38%	0	250
Precinct 0018	75	73 97.33%	2 2.67%	0	100
Precinct 0019	149	149 100.00%	0 0.00%	0	125
Precinct 0020	65	65 100.00%	0 0.00%	0	83
Precinct 0021	43	43 100.00%	0 0.00%	0	45
Precinct 0022	92	89 96.74%	3 3.26%	0	72
Precinct 0023	113	113 100.00%	0 0.00%	0	119
Precinct 0024	118	118 100.00%	0 0.00%	0	92
Precinct 0025	106	105 99.06%	1 0.94%	0	85
Precinct 0026	164	162 98.78%	2 1.22%	0	172
Precinct 0027	73	73 100.00%	0 0.00%	0	64
Total	3032	2994 98.75%	38 1.25%	0	2917

Certified - Final Official Canvas of Votes
 May 21, 2019 Special District Election, May 21, 2019
 All Precincts, All Districts, All ScanStations, All Contests, All Boxes
 Total Ballots Cast: 5949
 27 precincts reported out of 27 total

Page: 6 of 107
 2019-06-06
 12:47:11

South Coast Education Service District, Zone 1A, Position 4 (Vote for 1)

Precinct	Total Votes	Bruce Levy	Write-in	Over Votes	Under Votes
Precinct 0001	23	23 100.00%	0 0.00%	0	17
Precinct 0002	90	87 96.67%	3 3.33%	0	84
Precinct 0003	127	125 98.43%	2 1.57%	0	100
Precinct 0004	42	42 100.00%	0 0.00%	0	50
Precinct 0005	184	181 98.37%	3 1.63%	0	151
Precinct 0006	148	148 100.00%	0 0.00%	0	105
Precinct 0007	59	59 100.00%	0 0.00%	0	74
Precinct 0008	118	118 100.00%	0 0.00%	0	111
Precinct 0009	217	216 99.54%	1 0.46%	0	206
Precinct 0010	95	95 100.00%	0 0.00%	0	89
Precinct 0011	158	158 100.00%	0 0.00%	0	168
Precinct 0012	49	49 100.00%	0 0.00%	0	63
Precinct 0013	61	61 100.00%	0 0.00%	0	67
Precinct 0014	70	69 98.57%	1 1.43%	0	72
Precinct 0015	103	103 100.00%	0 0.00%	0	104
Precinct 0016	233	230 98.71%	3 1.29%	0	216
Precinct 0017	295	293 99.32%	2 0.68%	0	245
Precinct 0018	76	74 97.37%	2 2.63%	0	99
Precinct 0019	153	153 100.00%	0 0.00%	0	121
Precinct 0020	67	67 100.00%	0 0.00%	0	81
Precinct 0021	46	46 100.00%	0 0.00%	0	42
Precinct 0022	93	91 97.85%	2 2.15%	0	71
Precinct 0023	116	116 100.00%	0 0.00%	0	116
Precinct 0024	116	115 99.14%	1 0.86%	0	94
Precinct 0025	108	108 100.00%	0 0.00%	0	83
Precinct 0026	173	172 99.42%	1 0.58%	0	163
Precinct 0027	75	75 100.00%	0 0.00%	0	62
Total	3095	3074 99.32%	21 0.68%	0	2854

Certified - Final Official Canvas of Votes
 May 21, 2019 Special District Election, May 21, 2019
 All Precincts, All Districts, All ScanStations, All Contests, All Boxes
 Total Ballots Cast: 5949
 27 precincts reported out of 27 total

Page: 7 of 107
 2019-06-06
 12:47:11

Brookings-Harbor School District 17-C, Position 1 (Vote for 1)

Precinct	Total Votes	Jay Trost	Write-in	Over Votes	Under Votes
Precinct 0002	97	93 95.88%	4 4.12%	0	77
Precinct 0013	9	9 100.00%	0 0.00%	0	14
Precinct 0014	72	72 100.00%	0 0.00%	0	70
Precinct 0015	110	110 100.00%	0 0.00%	0	97
Precinct 0016	244	238 97.54%	6 2.46%	0	205
Precinct 0017	321	315 98.13%	6 1.87%	0	219
Precinct 0018	82	79 96.34%	3 3.66%	0	93
Precinct 0019	153	153 100.00%	0 0.00%	0	121
Precinct 0021	50	48 96.00%	2 4.00%	0	38
Precinct 0022	98	95 96.94%	3 3.06%	0	66
Precinct 0023	119	116 97.48%	3 2.52%	0	113
Precinct 0024	117	116 99.15%	1 0.85%	0	93
Precinct 0025	106	106 100.00%	0 0.00%	0	85
Precinct 0026	184	181 98.37%	3 1.63%	0	152
Precinct 0027	74	74 100.00%	0 0.00%	0	63
Total	1836	1805 98.31%	31 1.69%	0	1506

Certified - Final Official Canvas of Votes
 May 21, 2019 Special District Election, May 21, 2019
 All Precincts, All Districts, All ScanStations, All Contests, All Boxes
 Total Ballots Cast: 5949
 27 precincts reported out of 27 total

Page: 8 of 107
 2019-06-06
 12:47:11

Brookings-Harbor School District 17-C, Position 3 (Vote for 1)

Precinct	Total Votes	Janell Howard	Write-in	Over Votes	Under Votes
Precinct 0002	101	94 93.07%	7 6.93%	0	73
Precinct 0013	9	9 100.00%	0 0.00%	0	14
Precinct 0014	73	71 97.26%	2 2.74%	0	69
Precinct 0015	107	107 100.00%	0 0.00%	0	100
Precinct 0016	253	247 97.63%	6 2.37%	0	196
Precinct 0017	330	319 96.67%	11 3.33%	0	210
Precinct 0018	79	75 94.94%	4 5.06%	0	96
Precinct 0019	169	165 97.63%	4 2.37%	0	105
Precinct 0021	48	45 93.75%	3 6.25%	0	40
Precinct 0022	96	94 97.92%	2 2.08%	0	68
Precinct 0023	119	117 98.32%	2 1.68%	0	113
Precinct 0024	118	117 99.15%	1 0.85%	0	92
Precinct 0025	111	108 97.30%	3 2.70%	0	80
Precinct 0026	184	180 97.83%	4 2.17%	0	152
Precinct 0027	81	81 100.00%	0 0.00%	0	56
Total	1878	1829 97.39%	49 2.61%	0	1464

Certified - Final Official Canvas of Votes
 May 21, 2019 Special District Election, May 21, 2019
 All Precincts, All Districts, All ScanStations, All Contests, All Boxes
 Total Ballots Cast: 5949
 27 precincts reported out of 27 total

Brookings-Harbor School District 17-C, Position 5 (Vote for 1)

Precinct	Total Votes	Janece Payne		Michael E (Ted) Fitzgerald		Write-in		Over Votes	Under Votes
Precinct 0002	125	80	64.00%	45	36.00%	0	0.00%	0	49
Precinct 0013	19	8	42.11%	11	57.89%	0	0.00%	0	4
Precinct 0014	106	58	54.72%	48	45.28%	0	0.00%	0	36
Precinct 0015	136	78	57.35%	58	42.65%	0	0.00%	0	71
Precinct 0016	326	206	63.19%	119	36.50%	1	0.31%	0	123
Precinct 0017	404	236	58.42%	166	41.09%	2	0.50%	0	136
Precinct 0018	129	76	58.91%	52	40.31%	1	0.78%	0	46
Precinct 0019	195	113	57.95%	82	42.05%	0	0.00%	0	79
Precinct 0021	61	41	67.21%	20	32.79%	0	0.00%	0	27
Precinct 0022	128	89	69.53%	38	29.69%	1	0.78%	0	36
Precinct 0023	161	100	62.11%	61	37.89%	0	0.00%	0	71
Precinct 0024	152	110	72.37%	41	26.97%	1	0.66%	0	58
Precinct 0025	150	110	73.33%	40	26.67%	0	0.00%	0	41
Precinct 0026	247	155	62.75%	91	36.84%	1	0.40%	0	89
Precinct 0027	98	60	61.22%	38	38.78%	0	0.00%	0	39
Total	2437	1520	62.37%	910	37.34%	7	0.29%	0	905

Certified - Final Official Canvas of Votes
May 21, 2019 Special District Election, May 21, 2019
All Precincts, All Districts, All ScanStations, All Contests, All Boxes
Total Ballots Cast: 5949
27 precincts reported out of 27 total

Page: 10 of 107
2019-06-06
12:47:11

Central Curry School District 1, Position 2 (Vote for 1)

Precinct	Total Votes	Nancy Sorensen	Write-in	Over Votes	Under Votes
Precinct 0001	26	26 100.00%	0 0.00%	0	14
Precinct 0008	134	134 100.00%	0 0.00%	0	95
Precinct 0009	243	242 99.59%	1 0.41%	0	180
Precinct 0010	111	111 100.00%	0 0.00%	0	73
Precinct 0011	197	197 100.00%	0 0.00%	0	129
Precinct 0012	60	60 100.00%	0 0.00%	0	52
Precinct 0013	63	63 100.00%	0 0.00%	0	42
Precinct 0020	82	81 98.78%	1 1.22%	0	66
Total	916	914 99.78%	2 0.22%	0	651

Certified - Final Official Canvas of Votes
May 21, 2019 Special District Election, May 21, 2019
All Precincts, All Districts, All ScanStations, All Contests, All Boxes
Total Ballots Cast: 5949
27 precincts reported out of 27 total

Page: 11 of 107
2019-06-06
12:47:11

Central Curry School District 1, Position 3 (Vote for 1)

Precinct	Total Votes	Luke Martinez	Write-in	Over Votes	Under Votes
Precinct 0001	28	28 100.00%	0 0.00%	0	12
Precinct 0008	135	135 100.00%	0 0.00%	0	94
Precinct 0009	256	254 99.22%	2 0.78%	0	167
Precinct 0010	116	115 99.14%	1 0.86%	0	68
Precinct 0011	211	210 99.53%	1 0.47%	0	115
Precinct 0012	65	65 100.00%	0 0.00%	0	47
Precinct 0013	78	78 100.00%	0 0.00%	0	27
Precinct 0020	79	79 100.00%	0 0.00%	0	69
Total	968	964 99.59%	4 0.41%	0	599

Certified - Final Official Canvas of Votes
May 21, 2019 Special District Election, May 21, 2019
All Precincts, All Districts, All ScanStations, All Contests, All Boxes
Total Ballots Cast: 5949
27 precincts reported out of 27 total

Page: 12 of 107
2019-06-06
12:47:11

Central Curry School District 1, Position 4 (Vote for 1)

Precinct	Total Votes	Kailey Clarno	Write-in	Over Votes	Under Votes
Precinct 0001	26	26 100.00%	0 0.00%	0	14
Precinct 0008	128	128 100.00%	0 0.00%	0	101
Precinct 0009	247	246 99.60%	1 0.40%	0	176
Precinct 0010	107	106 99.07%	1 0.93%	0	77
Precinct 0011	195	195 100.00%	0 0.00%	0	131
Precinct 0012	58	58 100.00%	0 0.00%	0	54
Precinct 0013	60	60 100.00%	0 0.00%	0	45
Precinct 0020	80	79 98.75%	1 1.25%	0	68
Total	901	898 99.67%	3 0.33%	0	666

Certified - Final Official Canvas of Votes
May 21, 2019 Special District Election, May 21, 2019
All Precincts, All Districts, All ScanStations, All Contests, All Boxes
Total Ballots Cast: 5949
27 precincts reported out of 27 total

Central Curry School District 1, Position 5 (Vote for 1)

Precinct	Total Votes	Andrew Wright	Write-in	Over Votes	Under Votes
Precinct 0001	26	26 100.00%	0 0.00%	0	14
Precinct 0008	130	130 100.00%	0 0.00%	0	99
Precinct 0009	244	243 99.59%	1 0.41%	0	179
Precinct 0010	110	110 100.00%	0 0.00%	0	74
Precinct 0011	200	200 100.00%	0 0.00%	0	126
Precinct 0012	62	62 100.00%	0 0.00%	0	50
Precinct 0013	61	61 100.00%	0 0.00%	0	44
Precinct 0020	76	76 100.00%	0 0.00%	0	72
Total	909	908 99.89%	1 0.11%	0	658

Certified - Final Official Canvas of Votes
May 21, 2019 Special District Election, May 21, 2019
All Precincts, All Districts, All ScanStations, All Contests, All Boxes
Total Ballots Cast: 5949
27 precincts reported out of 27 total

Page: 14 of 107
2019-06-06
12:47:11

Port Orford-Langlois School District 2CJ, Position 2 (Vote for 1)

Precinct	Total Votes	Phyllis Johns	Write-in	Over Votes	Under Votes
Precinct 0003	146	142 97.26%	4 2.74%	0	81
Precinct 0004	51	51 100.00%	0 0.00%	0	41
Precinct 0005	240	238 99.17%	2 0.83%	0	95
Precinct 0006	178	176 98.88%	2 1.12%	0	75
Precinct 0007	82	82 100.00%	0 0.00%	0	51
Total	697	689 98.85%	8 1.15%	0	343

Certified - Final Official Canvas of Votes
May 21, 2019 Special District Election, May 21, 2019
All Precincts, All Districts, All ScanStations, All Contests, All Boxes
Total Ballots Cast: 5949
27 precincts reported out of 27 total

Page: 15 of 107
2019-06-06
12:47:11

Port Orford-Langlois School District 2CJ, Position 3 (Vote for 1)

Precinct	Total Votes	Sandra Anderson	Write-in	Over Votes	Under Votes
Precinct 0003	166	162 97.59%	4 2.41%	0	61
Precinct 0004	57	57 100.00%	0 0.00%	0	35
Precinct 0005	244	234 95.90%	10 4.10%	0	91
Precinct 0006	172	168 97.67%	4 2.33%	0	81
Precinct 0007	83	82 98.80%	1 1.20%	0	50
Total	722	703 97.37%	19 2.63%	0	318

Certified - Final Official Canvas of Votes
May 21, 2019 Special District Election, May 21, 2019
All Precincts, All Districts, All ScanStations, All Contests, All Boxes

Page: 16 of 107
2019-06-06
12:47:11

Total Ballots Cast: 5949

27 precincts reported out of 27 total

Port of Brookings-Harbor, Position 1 (Vote for 1)

Precinct	Total Votes	Joseph Speir	Write-in	Over Votes	Under Votes
Precinct 0002	108	102 94.44%	6 5.56%	0	66
Precinct 0013	11	11 100.00%	0 0.00%	0	14
Precinct 0014	86	86 100.00%	0 0.00%	0	56
Precinct 0015	110	110 100.00%	0 0.00%	0	97
Precinct 0016	255	251 98.43%	4 1.57%	0	194
Precinct 0017	334	328 98.20%	6 1.80%	0	206
Precinct 0018	91	89 97.80%	2 2.20%	0	84
Precinct 0019	167	167 100.00%	0 0.00%	0	107
Precinct 0021	52	52 100.00%	0 0.00%	0	36
Precinct 0022	108	105 97.22%	3 2.78%	0	56
Precinct 0023	133	132 99.25%	1 0.75%	0	99
Precinct 0024	132	129 97.73%	3 2.27%	0	78
Precinct 0025	126	124 98.41%	2 1.59%	0	65
Precinct 0026	194	193 99.48%	1 0.52%	0	142
Precinct 0027	79	79 100.00%	0 0.00%	0	58
Total	1986	1958 98.59%	28 1.41%	0	1358

Certified - Final Official Canvas of Votes
 May 21, 2019 Special District Election, May 21, 2019
 All Precincts, All Districts, All ScanStations, All Contests, All Boxes
 Total Ballots Cast: 5949
 27 precincts reported out of 27 total

Page: 17 of 107
 2019-06-06
 12:47:11

Port of Brookings-Harbor, Position 2 (Vote for 1)

Precinct	Total Votes	Sharon Hartung		Wesley Ferraccioli		Write-in		Over Votes	Under Votes
Precinct 0002	126	80	63.49%	45	35.71%	1	0.79%	0	48
Precinct 0013	16	5	31.25%	11	68.75%	0	0.00%	0	9
Precinct 0014	88	61	69.32%	27	30.68%	0	0.00%	0	54
Precinct 0015	135	95	70.37%	40	29.63%	0	0.00%	0	72
Precinct 0016	313	211	67.41%	98	31.31%	4	1.28%	0	136
Precinct 0017	394	254	64.47%	135	34.26%	5	1.27%	0	146
Precinct 0018	117	83	70.94%	33	28.21%	1	0.85%	0	58
Precinct 0019	199	141	70.85%	57	28.64%	1	0.50%	0	75
Precinct 0021	61	41	67.21%	20	32.79%	0	0.00%	0	27
Precinct 0022	120	80	66.67%	38	31.67%	2	1.67%	0	44
Precinct 0023	163	97	59.51%	66	40.49%	0	0.00%	0	69
Precinct 0024	158	114	72.15%	44	27.85%	0	0.00%	0	52
Precinct 0025	144	88	61.11%	54	37.50%	2	1.39%	0	47
Precinct 0026	223	159	71.30%	64	28.70%	0	0.00%	0	113
Precinct 0027	87	59	67.82%	28	32.18%	0	0.00%	0	50
Total	2344	1568	66.89%	760	32.42%	16	0.68%	0	1000

Certified - Final Official Canvas of Votes
May 21, 2019 Special District Election, May 21, 2019
All Precincts, All Districts, All ScanStations, All Contests, All Boxes
Total Ballots Cast: 5949
27 precincts reported out of 27 total

Page: 18 of 107
2019-06-06
12:47:11

Port of Brookings-Harbor, Position 3 (Vote for 1)

Precinct	Total Votes	Roy C Davis	Write-in	Over Votes	Under Votes
Precinct 0002	111	108 97.30%	3 2.70%	0	63
Precinct 0013	13	13 100.00%	0 0.00%	0	12
Precinct 0014	82	82 100.00%	0 0.00%	0	60
Precinct 0015	114	111 97.37%	3 2.63%	0	93
Precinct 0016	253	245 96.84%	8 3.16%	0	196
Precinct 0017	327	318 97.25%	9 2.75%	0	213
Precinct 0018	92	88 95.65%	4 4.35%	0	83
Precinct 0019	174	172 98.85%	2 1.15%	0	100
Precinct 0021	48	46 95.83%	2 4.17%	0	40
Precinct 0022	107	104 97.20%	3 2.80%	0	57
Precinct 0023	140	139 99.29%	1 0.71%	0	92
Precinct 0024	133	130 97.74%	3 2.26%	0	77
Precinct 0025	122	121 99.18%	1 0.82%	0	69
Precinct 0026	192	188 97.92%	4 2.08%	0	144
Precinct 0027	78	77 98.72%	1 1.28%	0	59
Total	1986	1942 97.78%	44 2.22%	0	1358

Certified - Final Official Canvas of Votes
May 21, 2019 Special District Election, May 21, 2019
All Precincts, All Districts, All ScanStations, All Contests, All Boxes
Total Ballots Cast: 5949
27 precincts reported out of 27 total

Page: 19 of 107
2019-06-06
12:47:11

Port of Brookings-Harbor, Position 4 (Vote for 1)

Precinct	Total Votes	Richard Heap	Write-in	Over Votes	Under Votes
Precinct 0002	96	93 96.88%	3 3.12%	0	78
Precinct 0013	10	10 100.00%	0 0.00%	0	15
Precinct 0014	73	73 100.00%	0 0.00%	0	69
Precinct 0015	106	106 100.00%	0 0.00%	0	101
Precinct 0016	246	244 99.19%	2 0.81%	0	203
Precinct 0017	315	311 98.73%	4 1.27%	0	225
Precinct 0018	89	86 96.63%	3 3.37%	0	86
Precinct 0019	172	172 100.00%	0 0.00%	0	102
Precinct 0021	47	46 97.87%	1 2.13%	0	41
Precinct 0022	100	96 96.00%	4 4.00%	0	64
Precinct 0023	123	122 99.19%	1 0.81%	0	109
Precinct 0024	128	126 98.44%	2 1.56%	0	82
Precinct 0025	124	123 99.19%	1 0.81%	0	67
Precinct 0026	191	190 99.48%	1 0.52%	0	145
Precinct 0027	75	75 100.00%	0 0.00%	0	62
Total	1895	1873 98.84%	22 1.16%	0	1449

Certified - Final Official Canvas of Votes
 May 21, 2019 Special District Election, May 21, 2019
 All Precincts, All Districts, All ScanStations, All Contests, All Boxes
 Total Ballots Cast: 5949
 27 precincts reported out of 27 total

Port of Brookings-Harbor, Position 5 (Vote for 1)

Precinct	Total Votes	Ken Range	Write-in	Over Votes	Under Votes
Precinct 0002	99	91 91.92%	8 8.08%	0	75
Precinct 0013	10	10 100.00%	0 0.00%	0	15
Precinct 0014	74	74 100.00%	0 0.00%	0	68
Precinct 0015	110	110 100.00%	0 0.00%	0	97
Precinct 0016	251	249 99.20%	2 0.80%	0	198
Precinct 0017	325	321 98.77%	4 1.23%	0	215
Precinct 0018	93	91 97.85%	2 2.15%	0	82
Precinct 0019	171	171 100.00%	0 0.00%	0	103
Precinct 0021	49	49 100.00%	0 0.00%	0	39
Precinct 0022	103	99 96.12%	4 3.88%	0	61
Precinct 0023	126	126 100.00%	0 0.00%	0	106
Precinct 0024	128	126 98.44%	2 1.56%	0	82
Precinct 0025	125	124 99.20%	1 0.80%	0	66
Precinct 0026	192	191 99.48%	1 0.52%	0	144
Precinct 0027	73	73 100.00%	0 0.00%	0	64
Total	1929	1905 98.76%	24 1.24%	0	1415

Certified - Final Official Canvas of Votes
May 21, 2019 Special District Election, May 21, 2019
All Precincts, All Districts, All ScanStations, All Contests, All Boxes
Total Ballots Cast: 5949
27 precincts reported out of 27 total

Page: 21 of 107
2019-06-06
12:47:11

Port of Gold Beach, Position 1 (Vote for 1)

Precinct	Total Votes	Bill Fowler	Write-in	Over Votes	Under Votes
Precinct 0008	116	116 100.00%	0 0.00%	0	106
Precinct 0009	223	222 99.55%	1 0.45%	0	200
Precinct 0010	101	101 100.00%	0 0.00%	0	83
Precinct 0011	167	166 99.40%	1 0.60%	0	159
Precinct 0012	51	49 96.08%	2 3.92%	0	61
Precinct 0013	56	56 100.00%	0 0.00%	0	33
Precinct 0020	73	72 98.63%	1 1.37%	0	75
Total	787	782 99.36%	5 0.64%	0	717

Certified - Final Official Canvas of Votes
 May 21, 2019 Special District Election, May 21, 2019
 All Precincts, All Districts, All ScanStations, All Contests, All Boxes
 Total Ballots Cast: 5949
 27 precincts reported out of 27 total

Port of Gold Beach, Position 2 (Vote for 1)

Precinct	Total Votes	Bob Dark	Charles Riddle	Write-in	Over Votes	Under Votes
Precinct 0008	144	61 42.36%	81 56.25%	2 1.39%	1	77
Precinct 0009	267	140 52.43%	126 47.19%	1 0.37%	0	156
Precinct 0010	117	54 46.15%	61 52.14%	2 1.71%	0	67
Precinct 0011	218	102 46.79%	115 52.75%	1 0.46%	0	108
Precinct 0012	67	34 50.75%	32 47.76%	1 1.49%	0	45
Precinct 0013	57	27 47.37%	30 52.63%	0 0.00%	0	32
Precinct 0020	93	43 46.24%	49 52.69%	1 1.08%	0	55
Total	963	461 47.87%	494 51.30%	8 0.83%	1	540

Certified - Final Official Canvas of Votes
May 21, 2019 Special District Election, May 21, 2019
All Precincts, All Districts, All ScanStations, All Contests, All Boxes

Page: 23 of 107
2019-06-06
12:47:11

Total Ballots Cast: 5949

27 precincts reported out of 27 total

Port of Gold Beach, Position 5 (Vote for 1)

Precinct	Total Votes	Hank Eckardt	Write-in	Over Votes	Under Votes
Precinct 0008	115	115 100.00%	0 0.00%	0	107
Precinct 0009	233	232 99.57%	1 0.43%	0	190
Precinct 0010	101	101 100.00%	0 0.00%	0	83
Precinct 0011	169	166 98.22%	3 1.78%	0	157
Precinct 0012	56	55 98.21%	1 1.79%	0	56
Precinct 0013	49	49 100.00%	0 0.00%	0	40
Precinct 0020	72	71 98.61%	1 1.39%	0	76
Total	795	789 99.25%	6 0.75%	0	709

Certified - Final Official Canvas of Votes
 May 21, 2019 Special District Election, May 21, 2019
 All Precincts, All Districts, All ScanStations, All Contests, All Boxes
 Total Ballots Cast: 5949
 27 precincts reported out of 27 total

Port of Port Orford, Position 4 (Vote for 1)

Precinct	Total Votes	David C Rickel	Aaron M Ashdown	Write-in	Over Votes	Under Votes
Precinct 0004	54	15 27.78%	39 72.22%	0 0.00%	0	19
Precinct 0005	280	65 23.21%	214 76.43%	1 0.36%	0	55
Precinct 0006	202	45 22.28%	155 76.73%	2 0.99%	0	51
Precinct 0007	109	20 18.35%	89 81.65%	0 0.00%	0	24
Total	645	145 22.48%	497 77.05%	3 0.47%	0	149

Certified - Final Official Canvas of Votes
May 21, 2019 Special District Election, May 21, 2019
All Precincts, All Districts, All ScanStations, All Contests, All Boxes
Total Ballots Cast: 5949
27 precincts reported out of 27 total

Port of Port Orford, Position 5 (Vote for 1)

Precinct	Total Votes	Leila Thompson (Cassel)	Michael Hewitt	Write-in	Over Votes	Under Votes
Precinct 0004	56	46 82.14%	10 17.86%	0 0.00%	0	17
Precinct 0005	304	254 83.55%	50 16.45%	0 0.00%	0	31
Precinct 0006	226	162 71.68%	62 27.43%	2 0.88%	0	27
Precinct 0007	114	90 78.95%	24 21.05%	0 0.00%	0	19
Total	700	552 78.86%	146 20.86%	2 0.29%	0	94

Certified - Final Official Canvas of Votes
May 21, 2019 Special District Election, May 21, 2019
All Precincts, All Districts, All ScanStations, All Contests, All Boxes

Page: 26 of 107
2019-06-06
12:47:11

Total Ballots Cast: 5949

27 precincts reported out of 27 total

Curry Health District, Position 1 (Vote for 1)

Precinct	Total Votes	Karen Kennedy	Write-in	Over Votes	Under Votes
Precinct 0001	28	28 100.00%	0 0.00%	0	12
Precinct 0005	201	199 99.00%	2 1.00%	0	134
Precinct 0006	145	142 97.93%	3 2.07%	0	108
Precinct 0007	63	63 100.00%	0 0.00%	0	70
Precinct 0008	143	140 97.90%	3 2.10%	0	86
Precinct 0009	290	284 97.93%	6 2.07%	0	133
Precinct 0010	125	124 99.20%	1 0.80%	0	59
Precinct 0011	215	213 99.07%	2 0.93%	0	111
Precinct 0012	66	65 98.48%	1 1.52%	0	46
Precinct 0013	61	61 100.00%	0 0.00%	0	28
Precinct 0020	89	89 100.00%	0 0.00%	0	59
Total	1426	1408 98.74%	18 1.26%	0	846

Certified - Final Official Canvas of Votes
May 21, 2019 Special District Election, May 21, 2019
All Precincts, All Districts, All ScanStations, All Contests, All Boxes
Total Ballots Cast: 5949
27 precincts reported out of 27 total

Page: 27 of 107
2019-06-06
12:47:11

Curry Health District, Position 5 (Vote for 1)

Precinct	Total Votes	Bryan Grummon	Write-in	Over Votes	Under Votes
Precinct 0001	24	24 100.00%	0 0.00%	0	16
Precinct 0005	188	186 98.94%	2 1.06%	0	147
Precinct 0006	141	138 97.87%	3 2.13%	0	112
Precinct 0007	59	59 100.00%	0 0.00%	0	74
Precinct 0008	139	135 97.12%	4 2.88%	0	90
Precinct 0009	238	236 99.16%	2 0.84%	0	185
Precinct 0010	107	106 99.07%	1 0.93%	0	77
Precinct 0011	185	184 99.46%	1 0.54%	0	141
Precinct 0012	53	53 100.00%	0 0.00%	0	59
Precinct 0013	57	56 98.25%	1 1.75%	0	32
Precinct 0020	75	75 100.00%	0 0.00%	0	73
Total	1266	1252 98.89%	14 1.11%	0	1006

Certified - Final Official Canvas of Votes
May 21, 2019 Special District Election, May 21, 2019
All Precincts, All Districts, All ScanStations, All Contests, All Boxes
Total Ballots Cast: 5949
27 precincts reported out of 27 total

Page: 28 of 107
2019-06-06
12:47:11

Agness Community Library District, Position 1 (Vote for 1)

Precinct	Total Votes	Clare Bowen	Write-in	Over Votes	Under Votes
Precinct 0001	38	37 97.37%	1 2.63%	0	2
Total	38	37 97.37%	1 2.63%	0	2

Certified - Final Official Canvas of Votes
May 21, 2019 Special District Election, May 21, 2019
All Precincts, All Districts, All ScanStations, All Contests, All Boxes
Total Ballots Cast: 5949
27 precincts reported out of 27 total

Page: 29 of 107
2019-06-06
12:47:11

Agness Community Library District, Position 5 (Vote for 1)

Precinct	Total Votes	Willis Crouse	Write-in	Over Votes	Under Votes
Precinct 0001	34	34 100.00%	0 0.00%	0	6
Total	34	34 100.00%	0 0.00%	0	6

Certified - Final Official Canvas of Votes
 May 21, 2019 Special District Election, May 21, 2019
 All Precincts, All Districts, All ScanStations, All Contests, All Boxes
 Total Ballots Cast: 5949
 27 precincts reported out of 27 total

Chetco Community Library District, Position 3 (Vote for 1)

Precinct	Total Votes	Peggy A Goergen	Write-in	Over Votes	Under Votes
Precinct 0002	117	114 97.44%	3 2.56%	0	57
Precinct 0013	9	9 100.00%	0 0.00%	0	16
Precinct 0014	86	86 100.00%	0 0.00%	0	56
Precinct 0015	117	114 97.44%	3 2.56%	0	90
Precinct 0016	286	279 97.55%	7 2.45%	0	163
Precinct 0017	355	350 98.59%	5 1.41%	0	185
Precinct 0018	99	97 97.98%	2 2.02%	0	76
Precinct 0019	180	178 98.89%	2 1.11%	0	94
Precinct 0021	58	58 100.00%	0 0.00%	0	30
Precinct 0022	106	104 98.11%	2 1.89%	0	58
Precinct 0023	144	142 98.61%	2 1.39%	0	88
Precinct 0024	136	135 99.26%	1 0.74%	0	74
Precinct 0025	131	131 100.00%	0 0.00%	0	60
Precinct 0026	199	199 100.00%	0 0.00%	0	137
Precinct 0027	91	87 95.60%	4 4.40%	0	46
Total	2114	2083 98.53%	31 1.47%	0	1230

Certified - Final Official Canvas of Votes
 May 21, 2019 Special District Election, May 21, 2019
 All Precincts, All Districts, All ScanStations, All Contests, All Boxes
 Total Ballots Cast: 5949
 27 precincts reported out of 27 total

Chetco Community Library District, Position 4 (Vote for 1)

Precinct	Total Votes	Michael E (Ted) Fitzgerald	Write-in	Over Votes	Under Votes
Precinct 0002	110	100 90.91%	10 9.09%	0	64
Precinct 0013	15	15 100.00%	0 0.00%	0	10
Precinct 0014	78	78 100.00%	0 0.00%	0	64
Precinct 0015	103	98 95.15%	5 4.85%	0	104
Precinct 0016	233	220 94.42%	13 5.58%	0	216
Precinct 0017	306	292 95.42%	14 4.58%	0	234
Precinct 0018	84	72 85.71%	12 14.29%	0	91
Precinct 0019	164	162 98.78%	2 1.22%	0	110
Precinct 0021	39	36 92.31%	3 7.69%	0	49
Precinct 0022	101	93 92.08%	8 7.92%	0	63
Precinct 0023	120	111 92.50%	9 7.50%	0	112
Precinct 0024	108	101 93.52%	7 6.48%	0	102
Precinct 0025	104	97 93.27%	7 6.73%	0	87
Precinct 0026	169	156 92.31%	13 7.69%	0	167
Precinct 0027	74	70 94.59%	4 5.41%	0	63
Total	1808	1701 94.08%	107 5.92%	0	1536

Certified - Final Official Canvas of Votes
 May 21, 2019 Special District Election, May 21, 2019
 All Precincts, All Districts, All ScanStations, All Contests, All Boxes
 Total Ballots Cast: 5949
 27 precincts reported out of 27 total

Chetco Community Library District, Position 5 (Vote for 1)

Precinct	Total Votes	Judith Seyle	Write-in	Over Votes	Under Votes
Precinct 0002	95	92 96.84%	3 3.16%	0	79
Precinct 0013	9	9 100.00%	0 0.00%	0	16
Precinct 0014	68	68 100.00%	0 0.00%	0	74
Precinct 0015	104	101 97.12%	3 2.88%	0	103
Precinct 0016	251	250 99.60%	1 0.40%	0	198
Precinct 0017	312	309 99.04%	3 0.96%	0	228
Precinct 0018	80	77 96.25%	3 3.75%	0	95
Precinct 0019	155	155 100.00%	0 0.00%	0	119
Precinct 0021	45	45 100.00%	0 0.00%	0	43
Precinct 0022	101	98 97.03%	3 2.97%	0	63
Precinct 0023	122	120 98.36%	2 1.64%	0	110
Precinct 0024	120	120 100.00%	0 0.00%	0	90
Precinct 0025	115	115 100.00%	0 0.00%	0	76
Precinct 0026	184	184 100.00%	0 0.00%	0	152
Precinct 0027	72	72 100.00%	0 0.00%	0	65
Total	1833	1815 99.02%	18 0.98%	0	1511

Certified - Final Official Canvas of Votes
May 21, 2019 Special District Election, May 21, 2019
All Precincts, All Districts, All ScanStations, All Contests, All Boxes
Total Ballots Cast: 5949
27 precincts reported out of 27 total

Page: 33 of 107
2019-06-06
12:47:11

Curry Public Library District, Position 1 (Vote for 1)

Precinct	Total Votes	Alaina Pepin	Write-in	Over Votes	Under Votes
Precinct 0008	126	126 100.00%	0 0.00%	0	96
Precinct 0009	223	223 100.00%	0 0.00%	0	200
Precinct 0010	107	106 99.07%	1 0.93%	0	77
Precinct 0011	179	177 98.88%	2 1.12%	0	147
Precinct 0012	51	51 100.00%	0 0.00%	0	61
Precinct 0020	79	78 98.73%	1 1.27%	0	69
Total	765	761 99.48%	4 0.52%	0	650

Certified - Final Official Canvas of Votes
May 21, 2019 Special District Election, May 21, 2019
All Precincts, All Districts, All ScanStations, All Contests, All Boxes
Total Ballots Cast: 5949
27 precincts reported out of 27 total

Page: 34 of 107
2019-06-06
12:47:11

Curry Public Library District, Position 3 (Vote for 1)

Precinct	Total Votes	Jerry Herbage	Write-in	Over Votes	Under Votes
Precinct 0008	136	136 100.00%	0 0.00%	0	86
Precinct 0009	253	252 99.60%	1 0.40%	0	170
Precinct 0010	124	123 99.19%	1 0.81%	0	60
Precinct 0011	208	207 99.52%	1 0.48%	0	118
Precinct 0012	62	61 98.39%	1 1.61%	0	50
Precinct 0020	83	81 97.59%	2 2.41%	0	65
Total	866	860 99.31%	6 0.69%	0	549

Certified - Final Official Canvas of Votes
May 21, 2019 Special District Election, May 21, 2019
All Precincts, All Districts, All ScanStations, All Contests, All Boxes
Total Ballots Cast: 5949
27 precincts reported out of 27 total

Page: 35 of 107
2019-06-06
12:47:11

Curry Public Library District, Position 4 (Vote for 1)

Precinct	Total Votes	John Harper	Write-in	Over Votes	Under Votes
Precinct 0008	142	137 96.48%	5 3.52%	0	80
Precinct 0009	254	252 99.21%	2 0.79%	0	169
Precinct 0010	113	112 99.12%	1 0.88%	0	71
Precinct 0011	189	188 99.47%	1 0.53%	0	137
Precinct 0012	61	61 100.00%	0 0.00%	0	51
Precinct 0020	83	83 100.00%	0 0.00%	0	65
Total	842	833 98.93%	9 1.07%	0	573

Certified - Final Official Canvas of Votes
May 21, 2019 Special District Election, May 21, 2019
All Precincts, All Districts, All ScanStations, All Contests, All Boxes
Total Ballots Cast: 5949
27 precincts reported out of 27 total

Curry Public Library District, Position 5 (Vote for 1)

Precinct	Total Votes	Tim Scullen	Write-in	Over Votes	Under Votes
Precinct 0008	155	154 99.35%	1 0.65%	0	67
Precinct 0009	267	264 98.88%	3 1.12%	0	156
Precinct 0010	119	118 99.16%	1 0.84%	0	65
Precinct 0011	217	215 99.08%	2 0.92%	0	109
Precinct 0012	67	67 100.00%	0 0.00%	0	45
Precinct 0020	93	93 100.00%	0 0.00%	0	55
Total	918	911 99.24%	7 0.76%	0	497

Certified - Final Official Canvas of Votes
May 21, 2019 Special District Election, May 21, 2019
All Precincts, All Districts, All ScanStations, All Contests, All Boxes
Total Ballots Cast: 5949
27 precincts reported out of 27 total

Page: 37 of 107
2019-06-06
12:47:11

Langlois Library District, Position 1 (Vote for 1)

Precinct	Total Votes	Paula Baudry	Write-in	Over Votes	Under Votes
Precinct 0003	146	138 94.52%	8 5.48%	0	79
Precinct 0004	14	14 100.00%	0 0.00%	0	5
Total	160	152 95.00%	8 5.00%	0	84

Certified - Final Official Canvas of Votes
 May 21, 2019 Special District Election, May 21, 2019
 All Precincts, All Districts, All ScanStations, All Contests, All Boxes
 Total Ballots Cast: 5949
 27 precincts reported out of 27 total

Page: 38 of 107
 2019-06-06
 12:47:11

Langlois Library District, Position 2 (Vote for 1)

Precinct	Total Votes	Dave Terrusa	Sandra (Sandie) R McDonald	Write-in	Over Votes	Under Votes
Precinct 0003	201	35 17.41%	166 82.59%	0 0.00%	0	24
Precinct 0004	16	5 31.25%	11 68.75%	0 0.00%	0	3
Total	217	40 18.43%	177 81.57%	0 0.00%	0	27

Certified - Final Official Canvas of Votes
 May 21, 2019 Special District Election, May 21, 2019
 All Precincts, All Districts, All ScanStations, All Contests, All Boxes
 Total Ballots Cast: 5949
 27 precincts reported out of 27 total

Page: 39 of 107
 2019-06-06
 12:47:11

Langlois Library District, Position 3 (Vote for 1)

Precinct	Total Votes	Susan Orbom		Christopher S Johnson		Write-in		Over Votes	Under Votes
Precinct 0003	185	128	69.19%	56	30.27%	1	0.54%	0	40
Precinct 0004	15	11	73.33%	4	26.67%	0	0.00%	0	4
Total	200	139	69.50%	60	30.00%	1	0.50%	0	44

Certified - Final Official Canvas of Votes
May 21, 2019 Special District Election, May 21, 2019
All Precincts, All Districts, All ScanStations, All Contests, All Boxes
Total Ballots Cast: 5949
27 precincts reported out of 27 total

Page: 40 of 107
2019-06-06
12:47:11

Langlois Library District, Position 4 (Vote for 1)

Precinct	Total Votes	Joanna (Jo) Rieber	Write-in	Over Votes	Under Votes
Precinct 0003	184	155 84.24%	29 15.76%	0	41
Precinct 0004	14	14 100.00%	0 0.00%	0	5
Total	198	169 85.35%	29 14.65%	0	46

Certified - Final Official Canvas of Votes
May 21, 2019 Special District Election, May 21, 2019
All Precincts, All Districts, All ScanStations, All Contests, All Boxes
Total Ballots Cast: 5949
27 precincts reported out of 27 total

Page: 41 of 107
2019-06-06
12:47:11

Langlois Library District, Position 5 (Vote for 1)

Precinct	Total Votes	Marcia Heinzman		Carol Waxham		Write-in		Over Votes	Under Votes
Precinct 0003	190	39	20.53%	150	78.95%	1	0.53%	0	35
Precinct 0004	14	7	50.00%	7	50.00%	0	0.00%	0	5
Total	204	46	22.55%	157	76.96%	1	0.49%	0	40

Certified - Final Official Canvas of Votes
May 21, 2019 Special District Election, May 21, 2019
All Precincts, All Districts, All ScanStations, All Contests, All Boxes
Total Ballots Cast: 5949
27 precincts reported out of 27 total

Page: 42 of 107
2019-06-06
12:47:11

Port Orford Library District, Position 3 (Vote for 1)

Precinct	Total Votes	Ken Fliszar	Write-in	Over Votes	Under Votes
Precinct 0004	33	33 100.00%	0 0.00%	0	40
Precinct 0005	217	216 99.54%	1 0.46%	0	118
Precinct 0006	151	149 98.68%	2 1.32%	0	102
Precinct 0007	71	71 100.00%	0 0.00%	0	62
Total	472	469 99.36%	3 0.64%	0	322

Certified - Final Official Canvas of Votes
May 21, 2019 Special District Election, May 21, 2019
All Precincts, All Districts, All ScanStations, All Contests, All Boxes
Total Ballots Cast: 5949
27 precincts reported out of 27 total

Page: 43 of 107
2019-06-06
12:47:11

Port Orford Library District, Position 4 (Vote for 1)

Precinct	Total Votes	Penelope (Penny) Suess	Vicki D Young	Write-in	Over Votes	Under Votes
Precinct 0004	40	20 50.00%	20 50.00%	0 0.00%	0	33
Precinct 0005	265	151 56.98%	113 42.64%	1 0.38%	1	69
Precinct 0006	202	81 40.10%	121 59.90%	0 0.00%	0	51
Precinct 0007	93	37 39.78%	56 60.22%	0 0.00%	0	40
Total	600	289 48.17%	310 51.67%	1 0.17%	1	193

Certified - Final Official Canvas of Votes
May 21, 2019 Special District Election, May 21, 2019
All Precincts, All Districts, All ScanStations, All Contests, All Boxes
Total Ballots Cast: 5949
27 precincts reported out of 27 total

Page: 44 of 107
2019-06-06
12:47:11

Port Orford Library District, Position 5 (Vote for 1)

Precinct	Total Votes	John Hewitt	Write-in	Over Votes	Under Votes
Precinct 0004	32	31 96.88%	1 3.12%	0	41
Precinct 0005	198	191 96.46%	7 3.54%	0	137
Precinct 0006	153	148 96.73%	5 3.27%	0	100
Precinct 0007	71	69 97.18%	2 2.82%	0	62
Total	454	439 96.70%	15 3.30%	0	340

Certified - Final Official Canvas of Votes
May 21, 2019 Special District Election, May 21, 2019
All Precincts, All Districts, All ScanStations, All Contests, All Boxes
Total Ballots Cast: 5949
27 precincts reported out of 27 total

Page: 45 of 107
2019-06-06
12:47:11

Langlois Cemetery Maint District, Position 1 (Vote for 1)

Precinct	Total Votes	Dave Garrett	Write-in	Over Votes	Under Votes
Precinct 0003	170	168 98.82%	2 1.18%	0	57
Precinct 0004	13	13 100.00%	0 0.00%	0	6
Total	183	181 98.91%	2 1.09%	0	63

Certified - Final Official Canvas of Votes
May 21, 2019 Special District Election, May 21, 2019
All Precincts, All Districts, All ScanStations, All Contests, All Boxes
Total Ballots Cast: 5949
27 precincts reported out of 27 total

Page: 46 of 107
2019-06-06
12:47:11

Pistol River Cemetery Maint District, Position 1 (Vote for 1)

Precinct	Total Votes	Michael Hewgill	Write-in	Over Votes	Under Votes
Precinct 0013	73	73 100.00%	0 0.00%	0	30
Total	73	73 100.00%	0 0.00%	0	30

Certified - Final Official Canvas of Votes
May 21, 2019 Special District Election, May 21, 2019
All Precincts, All Districts, All ScanStations, All Contests, All Boxes
Total Ballots Cast: 5949
27 precincts reported out of 27 total

Page: 47 of 107
2019-06-06
12:47:11

Pistol River Cemetery Maint District, Position 3 (Vote for 1)

Precinct	Total Votes	Roseann Ismert	Write-in	Over Votes	Under Votes
Precinct 0013	79	76 96.20%	3 3.80%	0	24
Total	79	76 96.20%	3 3.80%	0	24

Certified - Final Official Canvas of Votes
May 21, 2019 Special District Election, May 21, 2019
All Precincts, All Districts, All ScanStations, All Contests, All Boxes
Total Ballots Cast: 5949
27 precincts reported out of 27 total

Port Orford Cemetery Maint District, Position 1 (Vote for 1)

Precinct	Total Votes	Mark D Murray	Write-in	Over Votes	Under Votes
Precinct 0004	33	32 96.97%	1 3.03%	0	40
Precinct 0005	204	197 96.57%	7 3.43%	0	131
Precinct 0006	157	154 98.09%	3 1.91%	0	96
Precinct 0007	76	76 100.00%	0 0.00%	0	57
Total	470	459 97.66%	11 2.34%	0	324

Certified - Final Official Canvas of Votes
May 21, 2019 Special District Election, May 21, 2019
All Precincts, All Districts, All ScanStations, All Contests, All Boxes
Total Ballots Cast: 5949
27 precincts reported out of 27 total

Page: 49 of 107
2019-06-06
12:47:11

Port Orford Cemetery Maint District, Position 3 (Vote for 1)

Precinct	Total Votes	Write-in	Over Votes	Under Votes
Precinct 0004	1	1 100.00%	0	72
Precinct 0005	37	37 100.00%	0	298
Precinct 0006	24	24 100.00%	0	229
Precinct 0007	11	11 100.00%	0	122
Total	73	73 100.00%	0	721

**CURRY COUNTY
ELECTION RETURNS**

- Primary Election
 General Election
 Special Election

Date: 6/5/19

County: Curry

Precinct 4

At Primary Election, use separate sheets for Democratic, Republican, Nonpartisan, and City nominations.

At General Election use separate sheets for Partisan offices, Nonpartisan offices.

Enter names and numbers shown on ballots. Add write-ins at bottom, using extra sheets, as needed

For Primary Elections (check one)
 Democratic Nonpartisan
 Republican Other:

Hand Count Results

Ballot No.	Name of Candidate	Office	Ballot No.	Total Vote Received
		Port Orford Cem Maint Dist Position #3		
	Roxanne Gibs			1
	undervotes			72

Certified by: (All members of counting board)
 Chairman: [Signature] Clerk: [Signature] Clerk: [Signature] Clerk: [Signature] Clerk: [Signature]

Blank header area at the top of the page.

CURRY COUNTY ELECTION RETURNS	<input type="checkbox"/> Primary Election <input type="checkbox"/> General Election <input checked="checked" type="checkbox"/> Special Election	Date: 6/5/19	County: Curry	Precinct 5
--	---	------------------------	-------------------------	----------------------

At Primary Election, use separate sheets for Democratic, Republican, Nonpartisan, and City nominations.	At General Election use separate sheets for Partisan offices, Nonpartisan offices.	Enter names and numbers shown on ballots. Add write-ins at bottom, using extra sheets, as needed
---	--	--

Port Orford Cemetery Position #3	For Primary Elections (check one) <input type="checkbox"/> Democratic <input type="checkbox"/> Nonpartisan <input type="checkbox"/> Republican <input checked="checked" type="checkbox"/> Other:	Hand Count Results
---	--	--------------------

Ballot No.	Name of Candidate	Office	Ballot No.	Total Vote Received
	Holly Witt			17
	Roxanne Gibbs			2
	misc.			19 17
	Under votes			299

Certified by: (All members of counting board)	Chairman 	Clerk 	Clerk 	Clerk
--	--------------	-----------	-----------	-----------

**CURRY COUNTY
ELECTION RETURNS**

- Primary Election
 General Election
 Special Election

Date: 6/5/19

County: Curry

Precinct 6

At Primary Election, use separate sheets for Democratic, Republican, Nonpartisan, and City nominations.

At General Election use separate sheets for Partisan offices, Nonpartisan offices.

Enter names and numbers shown on ballots. Add write-ins at bottom, using extra sheets, as needed

Port Orford Cemetery
Position # 3

- For Primary Elections (check one)
- Democratic Nonpartisan
 Republican Other:

Hand Count Results

Ballot No.	Name of Candidate	Office	Ballot No.	Total Vote Received
	Holly Witt			9
	Roxanne Gibbs			4
	Misc			15
	Undervotes			229

Certified by:
 (All members of counting board)

Chairman *[Signature]*
 Clerk *[Signature]*
 Clerk *[Signature]*
 Clerk *[Signature]*
 Clerk *[Signature]*

CURRY COUNTY ELECTION RETURNS

Primary Election Date: 6/5/19 County: Curry Precinct: 7
 General Election
 Special Election

At Primary Election, use separate sheets for Democratic, Republican, Nonpartisan, and City nominations.

At General Election use separate sheets for Partisan offices, Nonpartisan offices.

Enter names and numbers shown on ballots. Add write-ins at bottom, using extra sheets, as needed

Port Orford Cemetery Position # 3 For Primary Elections (check one)
 Democratic Nonpartisan
 Republican Other:

Ballot No.	Name of Candidate	Office	Ballot No.	Hand Count Results	
				Total Vote Received	
	Holly Witt			7	
	misc			3	
	Under votes			123	

Certified by: (All members of counting board)	Chairman	Clerk	Clerk	Clerk	Clerk

Certified - Final Official Canvas of Votes
May 21, 2019 Special District Election, May 21, 2019
All Precincts, All Districts, All ScanStations, All Contests, All Boxes
Total Ballots Cast: 5949
27 precincts reported out of 27 total

Page: 50 of 107
2019-06-06
12:47:11

Rogue River Cemetery Maint District, Position 2 (Vote for 1)

Precinct	Total Votes	Jack Lee	Write-in	Over Votes	Under Votes
Precinct 0008	136	134 98.53%	2 1.47%	0	93
Precinct 0009	240	240 100.00%	0 0.00%	0	183
Precinct 0010	105	103 98.10%	2 1.90%	0	79
Precinct 0011	178	177 99.44%	1 0.56%	0	148
Precinct 0012	51	50 98.04%	1 1.96%	0	61
Precinct 0020	78	77 98.72%	1 1.28%	0	70
Total	788	781 99.11%	7 0.89%	0	634

Certified - Final Official Canvas of Votes
May 21, 2019 Special District Election, May 21, 2019
All Precincts, All Districts, All ScanStations, All Contests, All Boxes
Total Ballots Cast: 5949
27 precincts reported out of 27 total

Page: 51 of 107
2019-06-06
12:47:11

Rogue River Cemetery Maint District, Position 3 (Vote for 1)

Precinct	Total Votes	Erin Popoff	Write-in	Over Votes	Under Votes
Precinct 0008	146	146 100.00%	0 0.00%	0	83
Precinct 0009	268	268 100.00%	0 0.00%	0	155
Precinct 0010	113	111 98.23%	2 1.77%	0	71
Precinct 0011	201	198 98.51%	3 1.49%	0	125
Precinct 0012	61	61 100.00%	0 0.00%	0	51
Precinct 0020	77	77 100.00%	0 0.00%	0	71
Total	866	861 99.42%	5 0.58%	0	556

Certified - Final Official Canvas of Votes
May 21, 2019 Special District Election, May 21, 2019
All Precincts, All Districts, All ScanStations, All Contests, All Boxes
Total Ballots Cast: 5949
27 precincts reported out of 27 total

Page: 52 of 107
2019-06-06
12:47:11

Southern Curry Cemetery Maint District, Position 1 (Vote for 1)

Precinct	Total Votes	Judi Ingram	Write-in	Over Votes	Under Votes
Precinct 0002	99	93 93.94%	6 6.06%	0	75
Precinct 0013	10	10 100.00%	0 0.00%	0	15
Precinct 0014	72	72 100.00%	0 0.00%	0	70
Precinct 0015	108	106 98.15%	2 1.85%	0	99
Precinct 0016	253	251 99.21%	2 0.79%	0	196
Precinct 0017	317	315 99.37%	2 0.63%	0	223
Precinct 0018	84	83 98.81%	1 1.19%	0	91
Precinct 0019	162	162 100.00%	0 0.00%	0	112
Precinct 0021	48	47 97.92%	1 2.08%	0	40
Precinct 0022	100	96 96.00%	4 4.00%	0	64
Precinct 0023	121	120 99.17%	1 0.83%	0	111
Precinct 0024	123	121 98.37%	2 1.63%	0	87
Precinct 0025	116	115 99.14%	1 0.86%	0	75
Precinct 0026	179	179 100.00%	0 0.00%	0	157
Precinct 0027	74	74 100.00%	0 0.00%	0	63
Total	1866	1844 98.82%	22 1.18%	0	1478

Certified - Final Official Canvas of Votes
May 21, 2019 Special District Election, May 21, 2019
All Precincts, All Districts, All ScanStations, All Contests, All Boxes
Total Ballots Cast: 5949
27 precincts reported out of 27 total

Page: 53 of 107
2019-06-06
12:47:11

Southern Curry Cemetery Maint District, Position 2 (Vote for 1)

Precinct	Total Votes	Rickey R Tidwell	Write-in	Over Votes	Under Votes
Precinct 0002	111	104 93.69%	7 6.31%	0	63
Precinct 0013	10	10 100.00%	0 0.00%	0	15
Precinct 0014	83	83 100.00%	0 0.00%	0	59
Precinct 0015	111	108 97.30%	3 2.70%	0	96
Precinct 0016	262	258 98.47%	4 1.53%	0	187
Precinct 0017	320	318 99.38%	2 0.62%	0	220
Precinct 0018	95	94 98.95%	1 1.05%	0	80
Precinct 0019	172	172 100.00%	0 0.00%	0	102
Precinct 0021	50	49 98.00%	1 2.00%	0	38
Precinct 0022	106	104 98.11%	2 1.89%	0	58
Precinct 0023	130	129 99.23%	1 0.77%	0	102
Precinct 0024	127	125 98.43%	2 1.57%	0	83
Precinct 0025	122	122 100.00%	0 0.00%	0	69
Precinct 0026	187	187 100.00%	0 0.00%	0	149
Precinct 0027	83	83 100.00%	0 0.00%	0	54
Total	1969	1946 98.83%	23 1.17%	0	1375

Certified - Final Official Canvas of Votes
May 21, 2019 Special District Election, May 21, 2019
All Precincts, All Districts, All ScanStations, All Contests, All Boxes
Total Ballots Cast: 5949
27 precincts reported out of 27 total

Page: 54 of 107
2019-06-06
12:47:11

Agness Illahe RFPD, Position 2 (Vote for 1)

Precinct	Total Votes	Michele Goritz Berlant	Write-in	Over Votes	Under Votes
Precinct 0001	30	29 96.67%	1 3.33%	0	8
Total	30	29 96.67%	1 3.33%	0	8

Certified - Final Official Canvas of Votes
May 21, 2019 Special District Election, May 21, 2019
All Precincts, All Districts, All ScanStations, All Contests, All Boxes
Total Ballots Cast: 5949
27 precincts reported out of 27 total

Page: 55 of 107
2019-06-06
12:47:11

Agness Illahe RFPD, Position 3 (Vote for 1)

Precinct	Total Votes	Willis Crouse	Write-in	Over Votes	Under Votes
Precinct 0001	34	34 100.00%	0 0.00%	0	4
Total	34	34 100.00%	0 0.00%	0	4

Certified - Final Official Canvas of Votes
May 21, 2019 Special District Election, May 21, 2019
All Precincts, All Districts, All ScanStations, All Contests, All Boxes
Total Ballots Cast: 5949
27 precincts reported out of 27 total

Page: 56 of 107
2019-06-06
12:47:11

Brookings RFPD, Position 1 (Vote for 1)

Precinct	Total Votes	Marcia Medley	Write-in	Over Votes	Under Votes
Precinct 0014	58	58 100.00%	0 0.00%	0	57
Precinct 0018	62	61 98.39%	1 1.61%	0	79
Precinct 0027	25	25 100.00%	0 0.00%	0	25
Total	145	144 99.31%	1 0.69%	0	161

Certified - Final Official Canvas of Votes
May 21, 2019 Special District Election, May 21, 2019
All Precincts, All Districts, All ScanStations, All Contests, All Boxes
Total Ballots Cast: 5949
27 precincts reported out of 27 total

Page: 57 of 107
2019-06-06
12:47:11

Brookings RFPD, Position 2 (Vote for 1)

Precinct	Total Votes	Write-in	Over Votes	Under Votes
Precinct 0014	4	4 100.00%	0	111
Precinct 0018	12	12 100.00%	0	129
Precinct 0027	1	1 100.00%	0	49
Total	17	17 100.00%	0	289






CURRY COUNTY ELECTION RETURNS	<input type="checkbox"/> Primary Election	Date:	County:	Precinct
	<input type="checkbox"/> General Election	6/5/19	Curry	14
<input type="checkbox"/> Special Election				

At Primary Election, use separate sheets for Democratic, Republican, Nonpartisan, and City nominations. At General Election use separate sheets for Partisan offices, Nonpartisan offices. Enter names and numbers shown on ballots. Add write-ins at bottom, using extra sheets, as needed

Brks RFPD Position #2

For Primary Elections (check one)	Hand Count Results
<input type="checkbox"/> Democratic <input type="checkbox"/> Nonpartisan <input type="checkbox"/> Republican <input checked="" type="checkbox"/> Other:	

Ballot No.	Name of Candidate	Office	Ballot No.	Total Vote Received
	Peter Pan			2
	misc			2
	Undervotes			111

Certified by: (All members of counting board)	Chairman	Clerk	Clerk	Clerk	Clerk
					

CURRY COUNTY ELECTION RETURNS

Primary Election
 General Election
 Special Election

Date: 6/5/19

County: Curry

Precinct 18

At Primary Election, use separate sheets for Democratic, Republican, Nonpartisan, and City nominations.

At General Election use separate sheets for Partisan offices, Nonpartisan offices.

Enter names and numbers shown on ballots. Add write-ins at bottom, using extra sheets, as needed.

Brookings RFPD
Position # 2

For Primary Elections (check one)
 Democratic
 Republican
 Nonpartisan
 Other:

Hand Count Results

Ballot No.	Name of Candidate	Office	Ballot No.	Total Vote Received
	Barbara Wilson			7
	Misc.			5
	Under votes			129

Certified by: Chairman (All members of counting board)

Chairman: [Signature]

Clerk: [Signature]

Clerk: [Signature]

Clerk: [Signature]

Clerk: [Signature]

**CURRY COUNTY
ELECTION RETURNS**

- Primary Election
- General Election
- Special Election

Date:

County:
Curry

Precinct

27

At Primary Election, use separate sheets for Democratic, Republican, Nonpartisan, and City nominations.

At General Election use separate sheets for Partisan offices, Nonpartisan offices.

Enter names and numbers shown on ballots. Add write-ins at bottom, using extra sheets, as needed

**Brks RFPD
Position #2**




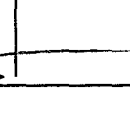
For Primary Elections (check one)

- Democratic Nonpartisan
- Republican Other:

Hand Count Results

Ballot No.	Name of Candidate	Office	Ballot No.	Total Vote Received
	Tom Kerr			1
	Under votes			49

Certified by: (All members of counting board)

Chairman	Clerk	Clerk	Clerk
			

Certified - Final Official Canvas of Votes
May 21, 2019 Special District Election, May 21, 2019
All Precincts, All Districts, All ScanStations, All Contests, All Boxes
Total Ballots Cast: 5949
27 precincts reported out of 27 total

Page: 58 of 107
2019-06-06
12:47:11

Brookings RFPD, Position 3 (Vote for 1)

Precinct	Total Votes	Tom Brand	Write-in	Over Votes	Under Votes
Precinct 0014	57	57 100.00%	0 0.00%	0	58
Precinct 0018	64	63 98.44%	1 1.56%	0	77
Precinct 0027	26	26 100.00%	0 0.00%	0	24
Total	147	146 99.32%	1 0.68%	0	159

Certified - Final Official Canvas of Votes
May 21, 2019 Special District Election, May 21, 2019
All Precincts, All Districts, All ScanStations, All Contests, All Boxes
Total Ballots Cast: 5949
27 precincts reported out of 27 total

Page: 59 of 107
2019-06-06
12:47:11

Brookings RFPD, Position 4 (Vote for 1)

Precinct	Total Votes	Richard Adomitis	Write-in	Over Votes	Under Votes
Precinct 0014	57	57 100.00%	0 0.00%	0	58
Precinct 0018	62	61 98.39%	1 1.61%	0	79
Precinct 0027	27	27 100.00%	0 0.00%	0	23
Total	146	145 99.32%	1 0.68%	0	160

Certified - Final Official Canvas of Votes
May 21, 2019 Special District Election, May 21, 2019
All Precincts, All Districts, All ScanStations, All Contests, All Boxes
Total Ballots Cast: 5949
27 precincts reported out of 27 total

Page: 60 of 107
2019-06-06
12:47:11

Cape Ferrelo RFPD, Position 1 (Vote for 1)

Precinct	Total Votes	Barbara J K Williams	Write-in	Over Votes	Under Votes
Precinct 0013	7	7 100.00%	0 0.00%	0	16
Precinct 0014	15	15 100.00%	0 0.00%	0	12
Precinct 0026	188	188 100.00%	0 0.00%	0	148
Total	210	210 100.00%	0 0.00%	0	176

Certified - Final Official Canvas of Votes
May 21, 2019 Special District Election, May 21, 2019
All Precincts, All Districts, All ScanStations, All Contests, All Boxes
Total Ballots Cast: 5949
27 precincts reported out of 27 total

Page: 61 of 107
2019-06-06
12:47:11

Cape Ferrelo RFPD, Position 2 (Vote for 1)

Precinct	Total Votes	John C Bischoff	Write-in	Over Votes	Under Votes
Precinct 0013	8	8 100.00%	0 0.00%	0	15
Precinct 0014	11	11 100.00%	0 0.00%	0	16
Precinct 0026	168	166 98.81%	2 1.19%	1	167
Total	187	185 98.93%	2 1.07%	1	198

Certified - Final Official Canvas of Votes
May 21, 2019 Special District Election, May 21, 2019
All Precincts, All Districts, All ScanStations, All Contests, All Boxes
Total Ballots Cast: 5949
27 precincts reported out of 27 total

Page: 62 of 107
2019-06-06
12:47:11

Cedar Valley-North Bank RFPD, Position 1 (Vote for 1)

Precinct	Total Votes	Kathy Chassereau	Write-in	Over Votes	Under Votes
Precinct 0009	71	71 100.00%	0 0.00%	0	50
Total	71	71 100.00%	0 0.00%	0	50

Certified - Final Official Canvas of Votes
May 21, 2019 Special District Election, May 21, 2019
All Precincts, All Districts, All ScanStations, All Contests, All Boxes
Total Ballots Cast: 5949
27 precincts reported out of 27 total

Page: 63 of 107
2019-06-06
12:47:11

Cedar Valley-North Bank RFPD, Position 2 (Vote for 1)

Precinct	Total Votes	Write-in	Over Votes	Under Votes
Precinct 0009	23	23 100.00%	0	98
Total	23	23 100.00%	0	98

1

CURRY COUNTY ELECTION RETURNS

- Primary Election
- General Election
- Special Election

Date: 6/5/19

County: Curry

Precinct 9

At Primary Election, use separate sheets for Democratic, Republican, Nonpartisan, and City nominations.

At General Election use separate sheets for Partisan offices, Nonpartisan offices.

Enter names and numbers shown on ballots. Add write-ins at bottom, using extra sheets, as needed

Cedar Valley - North Bank
RFPD # 2

- For Primary Elections (check one)
- Democratic
 - Republican
 - Nonpartisan
 - Other:

Hand Count Results

Ballot No.	Name of Candidate	Office	Ballot No.	Total Vote Received
	James DePaepe			10
	MISC.			13
	Undervotes			98

Certified by: (All members of counting board)

Chairman: [Signature]

Clerk: [Signature]

Clerk: [Signature]

Clerk: [Signature]

Clerk: [Signature]

Certified - Final Official Canvas of Votes
May 21, 2019 Special District Election, May 21, 2019
All Precincts, All Districts, All ScanStations, All Contests, All Boxes
Total Ballots Cast: 5949
27 precincts reported out of 27 total

Cedar Valley-North Bank RFPD, Position 3 (Vote for 1)

Precinct	Total Votes	Jack Morgan	Write-in	Over Votes	Under Votes
Precinct 0009	77	77 100.00%	0 0.00%	0	44
Total	77	77 100.00%	0 0.00%	0	44

Certified - Final Official Canvas of Votes
May 21, 2019 Special District Election, May 21, 2019
All Precincts, All Districts, All ScanStations, All Contests, All Boxes
Total Ballots Cast: 5949
27 precincts reported out of 27 total

Page: 65 of 107
2019-06-06
12:47:11

Cedar Valley-North Bank RFPD, Position 4 (Vote for 1)

Precinct	Total Votes	John Weber	Write-in	Over Votes	Under Votes
Precinct 0009	80	80 100.00%	0 0.00%	0	41
Total	80	80 100.00%	0 0.00%	0	41

Certified - Final Official Canvas of Votes
May 21, 2019 Special District Election, May 21, 2019
All Precincts, All Districts, All ScanStations, All Contests, All Boxes
Total Ballots Cast: 5949
27 precincts reported out of 27 total

Page: 66 of 107
2019-06-06
12:47:11

Cedar Valley-North Bank RFPD, Position 5 (Vote for 1)

Precinct	Total Votes	Write-in	Over Votes	Under Votes
Precinct 0009	12	12 100.00%	0	109
Total	12	12 100.00%	0	109

CURRY COUNTY ELECTION RETURNS		<input type="checkbox"/> Primary Election <input type="checkbox"/> General Election <input checked="" type="checkbox"/> Special Election	Date: 6/5/19	County: Curry	Precinct 9
At Primary Election, use separate sheets for Democratic, Republican, Nonpartisan, and City nominations.		At General Election use separate sheets for Partisan offices, Nonpartisan offices.		Enter names and numbers shown on ballots. Add write-ins at bottom, using extra sheets, as needed	
Cedar-valley North Bank RPD # 5		For Primary Elections (check one) <input type="checkbox"/> Democratic <input type="checkbox"/> Nonpartisan <input type="checkbox"/> Republican <input checked="" type="checkbox"/> Other:			Hand Count Results
Ballot No.	Name of Candidate	Office	Ballot No.	Total Vote Received	
	Samuel Springer			3	
	MISC.			9	
	Undervotes			109	
Certified by: (All members of counting board)	Chairman <i>[Signature]</i>	Clerk <i>[Signature]</i>	Clerk <i>[Signature]</i>	Clerk <i>[Signature]</i>	Clerk <i>[Signature]</i>

Certified - Final Official Canvas of Votes
May 21, 2019 Special District Election, May 21, 2019
All Precincts, All Districts, All ScanStations, All Contests, All Boxes
Total Ballots Cast: 5949
27 precincts reported out of 27 total

Page: 67 of 107
2019-06-06
12:47:11

Gold Beach-Wedderburn RFPD, Position 3 (Vote for 1)

Precinct	Total Votes	Karen Kennedy	Write-in	Over Votes	Under Votes
Precinct 0009	169	164 97.04%	5 2.96%	0	81
Precinct 0012	2	2 100.00%	0 0.00%	0	0
Precinct 0020	71	71 100.00%	0 0.00%	0	44
Total	242	237 97.93%	5 2.07%	0	125

Certified - Final Official Canvas of Votes
May 21, 2019 Special District Election, May 21, 2019
All Precincts, All Districts, All ScanStations, All Contests, All Boxes
Total Ballots Cast: 5949
27 precincts reported out of 27 total

Page: 68 of 107
2019-06-06
12:47:11

Gold Beach-Wedderburn RFPD, Position 4 (Vote for 1)

Precinct	Total Votes	Bryan Little	Write-in	Over Votes	Under Votes
Precinct 0009	153	152 99.35%	1 0.65%	0	97
Precinct 0012	2	2 100.00%	0 0.00%	0	0
Precinct 0020	66	64 96.97%	2 3.03%	0	49
Total	221	218 98.64%	3 1.36%	0	146

Certified - Final Official Canvas of Votes
 May 21, 2019 Special District Election, May 21, 2019
 All Precincts, All Districts, All ScanStations, All Contests, All Boxes
 Total Ballots Cast: 5949
 27 precincts reported out of 27 total

Page: 69 of 107
 2019-06-06
 12:47:11

Harbor RFPD, Position 2 (Vote for 1)

Precinct	Total Votes	Peggy Ghiringhelli	Peter Flanderka	Write-in	Over Votes	Under Votes
Precinct 0002	52	35 67.31%	17 32.69%	0 0.00%	0	36
Precinct 0019	109	68 62.39%	41 37.61%	0 0.00%	0	59
Precinct 0022	111	71 63.96%	39 35.14%	1 0.90%	0	53
Precinct 0023	146	97 66.44%	49 33.56%	0 0.00%	0	77
Precinct 0024	153	105 68.63%	47 30.72%	1 0.65%	0	57
Precinct 0025	131	83 63.36%	48 36.64%	0 0.00%	0	60
Total	702	459 65.38%	241 34.33%	2 0.28%	0	342

Certified - Final Official Canvas of Votes
May 21, 2019 Special District Election, May 21, 2019
All Precincts, All Districts, All ScanStations, All Contests, All Boxes
Total Ballots Cast: 5949
27 precincts reported out of 27 total

Page: 70 of 107
2019-06-06
12:47:11

Harbor RFPD, Position 3 (Vote for 1)

Precinct	Total Votes	Ken Hall	Write-in	Over Votes	Under Votes
Precinct 0002	46	44 95.65%	2 4.35%	0	42
Precinct 0019	97	96 98.97%	1 1.03%	0	71
Precinct 0022	100	99 99.00%	1 1.00%	0	64
Precinct 0023	124	122 98.39%	2 1.61%	0	99
Precinct 0024	128	128 100.00%	0 0.00%	0	82
Precinct 0025	117	117 100.00%	0 0.00%	0	74
Total	612	606 99.02%	6 0.98%	0	432

Certified - Final Official Canvas of Votes
May 21, 2019 Special District Election, May 21, 2019
All Precincts, All Districts, All ScanStations, All Contests, All Boxes

Page: 71 of 107
2019-06-06
12:47:11

Total Ballots Cast: 5949
27 precincts reported out of 27 total

Harbor RFPD, Position 5 (Vote for 1)

Precinct	Total Votes	Rex Peterson	Patra Brazil	Write-in	Over Votes	Under Votes
Precinct 0002	59	24 40.68%	35 59.32%	0 0.00%	0	29
Precinct 0019	124	48 38.71%	76 61.29%	0 0.00%	0	44
Precinct 0022	118	48 40.68%	69 58.47%	1 0.85%	0	46
Precinct 0023	166	55 33.13%	111 66.87%	0 0.00%	0	57
Precinct 0024	165	76 46.06%	88 53.33%	1 0.61%	0	45
Precinct 0025	141	51 36.17%	90 63.83%	0 0.00%	0	50
Total	773	302 39.07%	469 60.67%	2 0.26%	0	271

Certified - Final Official Canvas of Votes
May 21, 2019 Special District Election, May 21, 2019
All Precincts, All Districts, All ScanStations, All Contests, All Boxes
Total Ballots Cast: 5949
27 precincts reported out of 27 total

Page: 72 of 107
2019-06-06
12:47:11

Langlois RFPD, Position 1 (Vote for 1)

Precinct	Total Votes	Fay Mulligan- Atkeison	Write-in	Over Votes	Under Votes
Precinct 0003	156	155 99.36%	1 0.64%	0	50
Total	156	155 99.36%	1 0.64%	0	50

Certified - Final Official Canvas of Votes
May 21, 2019 Special District Election, May 21, 2019
All Precincts, All Districts, All ScanStations, All Contests, All Boxes
Total Ballots Cast: 5949
27 precincts reported out of 27 total

Page: 73 of 107
2019-06-06
12:47:11

Langlois RFPD, Position 2 (Vote for 1)

Precinct	Total Votes	William F McDonald Jr	Write-in	Over Votes	Under Votes
Precinct 0003	160	160 100.00%	0 0.00%	0	46
Total	160	160 100.00%	0 0.00%	0	46

Certified - Final Official Canvas of Votes
May 21, 2019 Special District Election, May 21, 2019
All Precincts, All Districts, All ScanStations, All Contests, All Boxes
Total Ballots Cast: 5949
27 precincts reported out of 27 total

Langlois RFPD, Position 3 (Vote for 1)

Precinct	Total Votes	Eileen M Mulligan	Write-in	Over Votes	Under Votes
Precinct 0003	161	160 99.38%	1 0.62%	0	45
Total	161	160 99.38%	1 0.62%	0	45

Certified - Final Official Canvas of Votes
May 21, 2019 Special District Election, May 21, 2019
All Precincts, All Districts, All ScanStations, All Contests, All Boxes
Total Ballots Cast: 5949
27 precincts reported out of 27 total

Page: 75 of 107
2019-06-06
12:47:11

Langlois RFPD, Position 5 (Vote for 1)

Precinct	Total Votes	Carolyn Boothe	Write-in	Over Votes	Under Votes
Precinct 0003	145	144 99.31%	1 0.69%	0	61
Total	145	144 99.31%	1 0.69%	0	61

Certified - Final Official Canvas of Votes
May 21, 2019 Special District Election, May 21, 2019
All Precincts, All Districts, All ScanStations, All Contests, All Boxes
Total Ballots Cast: 5949
27 precincts reported out of 27 total

Page: 76 of 107
2019-06-06
12:47:11

Ophir RFPD, Position 3 (Vote for 1)

Precinct	Total Votes	Adam W Brotton	Write-in	Over Votes	Under Votes
Precinct 0008	151	151 100.00%	0 0.00%	0	78
Precinct 0009	0	0 0.00%	0 0.00%	0	0
Total	151	151 100.00%	0 0.00%	0	78

Certified - Final Official Canvas of Votes
May 21, 2019 Special District Election, May 21, 2019
All Precincts, All Districts, All ScanStations, All Contests, All Boxes
Total Ballots Cast: 5949
27 precincts reported out of 27 total

Page: 77 of 107
2019-06-06
12:47:11

Ophir RFPD, Position 4 (Vote for 1)

Precinct	Total Votes	Write-in	Over Votes	Under Votes
Precinct 0008	19	19 100.00%	0	210
Precinct 0009	0	0 0.00%	0	0
Total	19	19 100.00%	0	210

CURRY COUNTY ELECTION RETURNS	<input type="checkbox"/> Primary Election <input type="checkbox"/> General Election <input checked="" type="checkbox"/> Special Election	Date: 6/5/19	County: Curry	Precinct: 8
--	--	---------------------	----------------------	--------------------

At Primary Election, use separate sheets for Democratic, Republican, Nonpartisan, and City nominations. At General Election use separate sheets for Partisan offices, Nonpartisan offices. Enter names and numbers shown on ballots. Add write-ins at bottom, using extra sheets, as needed

**Ophir RFPD
4**

For Primary Elections (check one)
 Democratic Nonpartisan
 Republican Other:

Hand Count Results

Ballot No.	Name of Candidate	Office	Ballot No.	Total Vote Received
	Deloris Hanks			2
	Russell Roberts			2
	Jerry Manicki			2
	Lorenzo Pace			2
	Misc			11
	Undervotes			210

Certified by: (All members of counting board)	Chairman: <i>[Signature]</i>	Clerk: <i>[Signature]</i>	Clerk: <i>[Signature]</i>	Clerk: <i>[Signature]</i>	Clerk: <i>[Signature]</i>
--	------------------------------	---------------------------	---------------------------	---------------------------	---------------------------

**CURRY COUNTY
ELECTION RETURNS**

- Primary Election
- General Election
- Special Election

Date: 4/5/19

County: Curry

Precinct 9

At Primary Election, use separate sheets for Democratic, Republican, Nonpartisan, and City nominations.

At General Election use separate sheets for Partisan offices, Nonpartisan offices.

Enter names and numbers shown on ballots. Add write-ins at bottom, using extra sheets, as needed

Ophir RFPD
4

For Primary Elections (check one)

- Democratic Nonpartisan
- Republican Other:

Hand Count Results

Ballot No.	Name of Candidate	Office	Ballot No.	Total Vote Received
	<u>under votes</u>			<u>0</u>
	<u>write-in</u>			<u>0</u>

Certified by: (All members of counting board)	<u>[Signature]</u> Chairman	<u>[Signature]</u> Clerk	<u>[Signature]</u> Clerk	<u>[Signature]</u> Clerk	<u>[Signature]</u> Clerk
--	-----------------------------	--------------------------	--------------------------	--------------------------	--------------------------

Certified - Final Official Canvas of Votes
May 21, 2019 Special District Election, May 21, 2019
All Precincts, All Districts, All ScanStations, All Contests, All Boxes
Total Ballots Cast: 5949
27 precincts reported out of 27 total

Ophir RFPD, Position 5 (Vote for 1)

Precinct	Total Votes	Jackie Beecher	Write-in	Over Votes	Under Votes
Precinct 0008	141	138 97.87%	3 2.13%	0	88
Precinct 0009	0	0 0.00%	0 0.00%	0	0
Total	141	138 97.87%	3 2.13%	0	88

Certified - Final Official Canvas of Votes
May 21, 2019 Special District Election, May 21, 2019
All Precincts, All Districts, All ScanStations, All Contests, All Boxes
Total Ballots Cast: 5949
27 precincts reported out of 27 total

Page: 79 of 107
2019-06-06
12:47:11

Pistol River RFPD, Position 4 (Vote for 1)

Precinct	Total Votes	Bill Fowler	Write-in	Over Votes	Under Votes
Precinct 0012	1	1 100.00%	0 0.00%	0	6
Precinct 0013	71	69 97.18%	2 2.82%	0	28
Total	72	70 97.22%	2 2.78%	0	34

Certified - Final Official Canvas of Votes
May 21, 2019 Special District Election, May 21, 2019
All Precincts, All Districts, All ScanStations, All Contests, All Boxes
Total Ballots Cast: 5949
27 precincts reported out of 27 total

Page: 80 of 107
2019-06-06
12:47:11

Pistol River RFPD, Position 5 (Vote for 1)

Precinct	Total Votes	Todd S Wilson	Write-in	Over Votes	Under Votes
Precinct 0012	4	4 100.00%	0 0.00%	0	3
Precinct 0013	73	71 97.26%	2 2.74%	0	26
Total	77	75 97.40%	-2 2.60%	0	29

Certified - Final Official Canvas of Votes
May 21, 2019 Special District Election, May 21, 2019
All Precincts, All Districts, All ScanStations, All Contests, All Boxes
Total Ballots Cast: 5949
27 precincts reported out of 27 total

Page: 81 of 107
2019-06-06
12:47:11

Port Orford RFPD, Position 1 (Vote for 1)

Precinct	Total Votes	Ed R Conyers	Write-in	Over Votes	Under Votes
Precinct 0005	193	191 98.96%	2 1.04%	0	114
Total	193	191 98.96%	2 1.04%	0	114

Certified - Final Official Canvas of Votes
May 21, 2019 Special District Election, May 21, 2019
All Precincts, All Districts, All ScanStations, All Contests, All Boxes
Total Ballots Cast: 5949
27 precincts reported out of 27 total

Port Orford RFPD, Position 5 (Vote for 1)

Precinct	Total Votes	Nancy Angelesco	Write-in	Over Votes	Under Votes
Precinct 0005	208	205 98.56%	3 1.44%	0	99
Total	208	205 98.56%	3 1.44%	0	99

Certified - Final Official Canvas of Votes
May 21, 2019 Special District Election, May 21, 2019
All Precincts, All Districts, All ScanStations, All Contests, All Boxes

Page: 83 of 107
2019-06-06
12:47:11

Total Ballots Cast: 5949
27 precincts reported out of 27 total

Sixes RFPD, Position 3 (Vote for 1)

Precinct	Total Votes	Craig Scott Spencer	Write-in	Over Votes	Under Votes
Precinct 0003	1	1 100.00%	0 0.00%	0	0
Precinct 0004	53	53 100.00%	0 0.00%	0	37
Precinct 0005	1	1 100.00%	0 0.00%	0	2
Total	55	55 100.00%	0 0.00%	0	39

Certified - Final Official Canvas of Votes
May 21, 2019 Special District Election, May 21, 2019
All Precincts, All Districts, All ScanStations, All Contests, All Boxes

Page: 84 of 107
2019-06-06
12:47:11

Total Ballots Cast: 5949
27 precincts reported out of 27 total

Sixes RFPD, Position 5 (Vote for 1)

Precinct	Total Votes	Jessica L Walker	Write-in	Over Votes	Under Votes
Precinct 0003	1	1 100.00%	0 0.00%	0	0
Precinct 0004	52	52 100.00%	0 0.00%	0	38
Precinct 0005	1	1 100.00%	0 0.00%	0	2
Total	54	54 100.00%	0 0.00%	0	40

Certified - Final Official Canvas of Votes
May 21, 2019 Special District Election, May 21, 2019
All Precincts, All Districts, All ScanStations, All Contests, All Boxes
Total Ballots Cast: 5949
27 precincts reported out of 27 total

Page: 85 of 107
2019-06-06
12:47:11

Upper Chetco RFPD, Position 2 (Vote for 1)

Precinct	Total Votes	Write-in	Over Votes	Under Votes
Precinct 0027	12	12 100.00%	0	56
Total	12	12 100.00%	0	56

**CURRY COUNTY
ELECTION RETURNS**

Primary Election
 General Election
 Special Election

Date: **6/5/19**

County: **Curry**

Precinct **27**

At Primary Election, use separate sheets for Democratic, Republican, Nonpartisan, and City nominations.

At General Election use separate sheets for Partisan offices, Nonpartisan offices.

Enter names and numbers shown on ballots. Add write-ins at bottom, using extra sheets, as needed

**Upper Chetco RFPD
Position # 2**

For Primary Elections (check one)
 Democratic Nonpartisan
 Republican Other:

Hand Count Results

Ballot No.	Name of Candidate	Office	Ballot No.	Total Vote Received
	Dance Brown			6
	Misc			7
	Undervotes			55

Certified by: (All members of counting board)
Chairman: *[Signature]*
Clerk: *[Signature]*
Clerk: *[Signature]*
Clerk: *[Signature]*
Clerk: *[Signature]*

Certified - Final Official Canvas of Votes
May 21, 2019 Special District Election, May 21, 2019
All Precincts, All Districts, All ScanStations, All Contests, All Boxes
Total Ballots Cast: 5949
27 precincts reported out of 27 total

Page: 86 of 107
2019-06-06
12:47:11

Upper Chetco RFPD, Position 4 (Vote for 1)

Precinct	Total Votes	Iris Leaver	Write-in	Over Votes	Under Votes
Precinct 0027	39	39 100.00%	0 0.00%	0	29
Total	39	39 100.00%	0 0.00%	0	29

Certified - Final Official Canvas of Votes
May 21, 2019 Special District Election, May 21, 2019
All Precincts, All Districts, All ScanStations, All Contests, All Boxes
Total Ballots Cast: 5949
27 precincts reported out of 27 total

Page: 87 of 107
2019-06-06
12:47:11

Winchuck RFPD, Position 1 (Vote for 1)

Precinct	Total Votes	Jan Loren	Write-in	Over Votes	Under Votes
Precinct 0019	74	74 100.00%	0 0.00%	0	25
Total	74	74 100.00%	0 0.00%	0	25

Certified - Final Official Canvas of Votes
May 21, 2019 Special District Election, May 21, 2019
All Precincts, All Districts, All ScanStations, All Contests, All Boxes
Total Ballots Cast: 5949
27 precincts reported out of 27 total

Page: 88 of 107
2019-06-06
12:47:11

Winchuck RFPD, Position 2 (Vote for 1)

Precinct	Total Votes	Sharon Garinger	Write-in	Over Votes	Under Votes
Precinct 0019	69	69 100.00%	0 0.00%	0	30
Total	69	69 100.00%	0 0.00%	0	30

Certified - Final Official Canvas of Votes
May 21, 2019 Special District Election, May 21, 2019
All Precincts, All Districts, All ScanStations, All Contests, All Boxes
Total Ballots Cast: 5949
27 precincts reported out of 27 total

Winchuck RFPD, Position 3 (Vote for 1)

Precinct	Total Votes	Write-in	Over Votes	Under Votes
Precinct 0019	9	9 100.00%	0	90
Total	9	9 100.00%	0	90

CURRY COUNTY ELECTION RETURNS	<input type="checkbox"/> Primary Election <input type="checkbox"/> General Election <input checked="" type="checkbox"/> Special Election	Date: 6/5/19	County: Curry	Precinct 19
--	--	---	--	--

At Primary Election, use separate sheets for Democratic, Republican, Nonpartisan, and City nominations.
 At General Election use separate sheets for Partisan offices, Nonpartisan offices.
 Enter names and numbers shown on ballots. Add write-ins at bottom, using extra sheets, as needed

Winchuck RFPD #3	For Primary Elections (check one) <input type="checkbox"/> Democratic <input type="checkbox"/> Nonpartisan <input type="checkbox"/> Republican <input checked="" type="checkbox"/> Other:	Hand Count Results
-------------------------	---	--------------------

Ballot No.	Name of Candidate	Office	Ballot No.	Total Vote Received
	Jeffrey Stoddard			3
	Misc.			6
	Undervotes			90

Certified by: (All members of counting board)	Chairman <i>Tommy Donnelly</i>	Clerk <i>Jill Larsen</i>	Clerk <i>Allyson</i>	Clerk <i>Lam Hunter</i>
--	-----------------------------------	-----------------------------	-------------------------	----------------------------

Certified - Final Official Canvas of Votes
May 21, 2019 Special District Election, May 21, 2019
All Precincts, All Districts, All ScanStations, All Contests, All Boxes
Total Ballots Cast: 5949
27 precincts reported out of 27 total

Page: 90 of 107
2019-06-06
12:47:11

Winchuck RFPD, Position 4 (Vote for 1)

Precinct	Total Votes	Brad Stepanek	Write-in	Over Votes	Under Votes
Precinct 0019	70	70 100.00%	0 0.00%	0	29
Total	70	70 100.00%	0 0.00%	0	29

Certified - Final Official Canvas of Votes
May 21, 2019 Special District Election, May 21, 2019
All Precincts, All Districts, All ScanStations, All Contests, All Boxes
Total Ballots Cast: 5949
27 precincts reported out of 27 total

Page: 91 of 107
2019-06-06
12:47:11

Langlois Water District, Position 1 (Vote for 1)

Precinct	Total Votes	Samuel J Redding	Write-in	Over Votes	Under Votes
Precinct 0003	62	62 100.00%	0 0.00%	0	22
Total	62	62 100.00%	0 0.00%	0	22

Certified - Final Official Canvas of Votes
May 21, 2019 Special District Election, May 21, 2019
All Precincts, All Districts, All ScanStations, All Contests, All Boxes
Total Ballots Cast: 5949
27 precincts reported out of 27 total

Page: 92 of 107
2019-06-06
12:47:11

Langlois Water District, Position 2 (Vote for 1)

Precinct	Total Votes	Rena Simpson	Write-in	Over Votes	Under Votes
Precinct 0003	59	58 98.31%	1 1.69%	0	25
Total	59	58 98.31%	1 1.69%	0	25

Certified - Final Official Canvas of Votes
May 21, 2019 Special District Election, May 21, 2019
All Precincts, All Districts, All ScanStations, All Contests, All Boxes
Total Ballots Cast: 5949
27 precincts reported out of 27 total

Page: 93 of 107
2019-06-06
12:47:11

Langlois Water District, Position 3 (Vote for 1)

Precinct	Total Votes	Janet Hubel	Write-in	Over Votes	Under Votes
Precinct 0003	57	52 91.23%	5 8.77%	0	27
Total	57	52 91.23%	5 8.77%	0	27

Certified - Final Official Canvas of Votes
May 21, 2019 Special District Election, May 21, 2019
All Precincts, All Districts, All ScanStations, All Contests, All Boxes
Total Ballots Cast: 5949
27 precincts reported out of 27 total

Page: 94 of 107
2019-06-06
12:47:11

Nesika Beach-Ophir Water District, Position 1 (Vote for 1)

Precinct	Total Votes	Don Kendall	Write-in	Over Votes	Under Votes
Precinct 0008	113	113 100.00%	0 0.00%	0	67
Precinct 0009	1	1 100.00%	0 0.00%	0	1
Total	114	114 100.00%	0 0.00%	0	68

Certified - Final Official Canvas of Votes
May 21, 2019 Special District Election, May 21, 2019
All Precincts, All Districts, All ScanStations, All Contests, All Boxes
Total Ballots Cast: 5949
27 precincts reported out of 27 total

Page: 95 of 107
2019-06-06
12:47:11

Nesika Beach-Ophir Water District, Position 2 (Vote for 1)

Precinct	Total Votes	Jackie Beecher	Write-in	Over Votes	Under Votes
Precinct 0008	102	100 98.04%	2 1.96%	0	78
Precinct 0009	1	1 100.00%	0 0.00%	0	1
Total	103	101 98.06%	2 1.94%	0	79

Certified - Final Official Canvas of Votes
May 21, 2019 Special District Election, May 21, 2019
All Precincts, All Districts, All ScanStations, All Contests, All Boxes
Total Ballots Cast: 5949
27 precincts reported out of 27 total

Page: 96 of 107
2019-06-06
12:47:11

Nesika Beach-Ophir Water District, Position 4 (Vote for 1)

Precinct	Total Votes	David Ragsdale	Write-in	Over Votes	Under Votes
Precinct 0008	108	108 100.00%	0 0.00%	0	72
Precinct 0009	1	1 100.00%	0 0.00%	0	1
Total	109	109 100.00%	0 0.00%	0	73

Certified - Final Official Canvas of Votes
May 21, 2019 Special District Election, May 21, 2019
All Precincts, All Districts, All ScanStations, All Contests, All Boxes
Total Ballots Cast: 5949
27 precincts reported out of 27 total

Page: 97 of 107
2019-06-06
12:47:11

Nesika Beach-Ophir Water District, Position 5 (Vote for 1)

Precinct	Total Votes	James E Martin	Write-in	Over Votes	Under Votes
Precinct 0008	104	104 100.00%	0 0.00%	0	76
Precinct 0009	1	1 100.00%	0 0.00%	0	1
Total	105	105 100.00%	0 0.00%	0	77

Certified - Final Official Canvas of Votes
May 21, 2019 Special District Election, May 21, 2019
All Precincts, All Districts, All ScanStations, All Contests, All Boxes
Total Ballots Cast: 5949
27 precincts reported out of 27 total

Page: 98 of 107
2019-06-06
12:47:11

Camellia Park Sanitary District, Position 1 (Vote for 1)

Precinct	Total Votes	Gerald Spielbusch	Write-in		Over Votes	Under Votes
Precinct 0019	20	20 100.00%	0	0.00%	0	1
Total	20	20 100.00%	0	0.00%	0	1

Certified - Final Official Canvas of Votes
May 21, 2019 Special District Election, May 21, 2019
All Precincts, All Districts, All ScanStations, All Contests, All Boxes
Total Ballots Cast: 5949
27 precincts reported out of 27 total

Page: 99 of 107
2019-06-06
12:47:11

Camellia Park Sanitary District, Position 2 (Vote for 1)

Precinct	Total Votes	Mike Sullivan	Write-in	Over Votes	Under Votes
Precinct 0019	21	21 100.00%	0 0.00%	0	0
Total	21	21 100.00%	0 0.00%	0	0

Certified - Final Official Canvas of Votes
May 21, 2019 Special District Election, May 21, 2019
All Precincts, All Districts, All ScanStations, All Contests, All Boxes
Total Ballots Cast: 5949
27 precincts reported out of 27 total

Page: 100 of 107
2019-06-06
12:47:11

Camellia Park Sanitary District, Position 3 (Vote for 1)

Precinct	Total Votes	Gary Livingston	Write-in	Over Votes	Under Votes
Precinct 0019	20	20 100.00%	0 0.00%	0	1
Total	20	20 100.00%	0 0.00%	0	1

Certified - Final Official Canvas of Votes
May 21, 2019 Special District Election, May 21, 2019
All Precincts, All Districts, All ScanStations, All Contests, All Boxes
Total Ballots Cast: 5949
27 precincts reported out of 27 total

Page: 101 of 107
2019-06-06
12:47:11

Harbor Sanitary District, Position 2 (Vote for 1)

Precinct	Total Votes	John A Donnelly	Write-in	Over Votes	Under Votes
Precinct 0002	56	54 96.43%	2 3.57%	0	32
Precinct 0022	107	105 98.13%	2 1.87%	0	57
Precinct 0023	13	13 100.00%	0 0.00%	0	9
Precinct 0024	129	129 100.00%	0 0.00%	0	81
Precinct 0025	118	118 100.00%	0 0.00%	0	73
Total	423	419 99.05%	4 0.95%	0	252

Certified - Final Official Canvas of Votes
May 21, 2019 Special District Election, May 21, 2019
All Precincts, All Districts, All ScanStations, All Contests, All Boxes
Total Ballots Cast: 5949
27 precincts reported out of 27 total

Page: 102 of 107
2019-06-06
12:47:11

Harbor Sanitary District, Position 4 (Vote for 1)

Precinct	Total Votes	Anthony Burkett	Write-in	Over Votes	Under Votes
Precinct 0002	45	43 95.56%	2 4.44%	0	43
Precinct 0022	101	99 98.02%	2 1.98%	0	63
Precinct 0023	13	13 100.00%	0 0.00%	0	9
Precinct 0024	126	124 98.41%	2 1.59%	0	84
Precinct 0025	112	111 99.11%	1 0.89%	0	79
Total	397	390 98.24%	7 1.76%	0	278

Certified - Final Official Canvas of Votes
May 21, 2019 Special District Election, May 21, 2019
All Precincts, All Districts, All ScanStations, All Contests, All Boxes
Total Ballots Cast: 5949
27 precincts reported out of 27 total

Page: 103 of 107
2019-06-06
12:47:11

Harbor Sanitary District, Position 5 (Vote for 1)

Precinct	Total Votes	Vernon D Arnett	Write-in	Over Votes	Under Votes
Precinct 0002	44	40 90.91%	4 9.09%	0	44
Precinct 0022	99	97 97.98%	2 2.02%	0	65
Precinct 0023	13	13 100.00%	0 0.00%	0	9
Precinct 0024	126	124 98.41%	2 1.59%	0	84
Precinct 0025	110	110 100.00%	0 0.00%	0	81
Total	392	384 97.96%	8 2.04%	0	283

Certified - Final Official Canvas of Votes
May 21, 2019 Special District Election, May 21, 2019
All Precincts, All Districts, All ScanStations, All Contests, All Boxes
Total Ballots Cast: 5949
27 precincts reported out of 27 total

Page: 104 of 107
2019-06-06
12:47:11

Wedderburn Sanitary District, Position 2 (Vote for 1)

Precinct	Total Votes	Larry W Johnson	Write-in	Over Votes	Under Votes
Precinct 0009	84	82 97.62%	2 2.38%	0	56
Total	84	82 97.62%	2 2.38%	0	56

Certified - Final Official Canvas of Votes
 May 21, 2019 Special District Election, May 21, 2019
 All Precincts, All Districts, All ScanStations, All Contests, All Boxes
 Total Ballots Cast: 5949
 27 precincts reported out of 27 total

Page: 105 of 107
 2019-06-06
 12:47:11

Measure 8-97 (Vote for 1)

Precinct	Total Votes	Yes	No	Over Votes	Under Votes
Precinct 0001	37	17 45.95%	20 54.05%	0	3
Precinct 0002	171	79 46.20%	92 53.80%	0	3
Precinct 0003	218	96 44.04%	122 55.96%	0	9
Precinct 0004	89	34 38.20%	55 61.80%	0	3
Precinct 0005	326	168 51.53%	158 48.47%	0	9
Precinct 0006	239	152 63.60%	87 36.40%	0	14
Precinct 0007	125	93 74.40%	32 25.60%	0	8
Precinct 0008	222	128 57.66%	94 42.34%	0	7
Precinct 0009	409	246 60.15%	163 39.85%	0	14
Precinct 0010	179	118 65.92%	61 34.08%	0	5
Precinct 0011	319	206 64.58%	113 35.42%	0	7
Precinct 0012	110	59 53.64%	51 46.36%	0	2
Precinct 0013	128	76 59.38%	52 40.62%	0	0
Precinct 0014	131	68 51.91%	63 48.09%	0	11
Precinct 0015	203	136 67.00%	67 33.00%	0	4
Precinct 0016	435	261 60.00%	174 40.00%	0	14
Precinct 0017	524	349 66.60%	175 33.40%	0	16
Precinct 0018	173	97 56.07%	76 43.93%	0	2
Precinct 0019	268	138 51.49%	130 48.51%	0	6
Precinct 0020	143	87 60.84%	56 39.16%	0	5
Precinct 0021	86	54 62.79%	32 37.21%	0	2
Precinct 0022	160	67 41.88%	93 58.12%	0	4
Precinct 0023	223	120 53.81%	103 46.19%	0	9
Precinct 0024	207	108 52.17%	99 47.83%	0	3
Precinct 0025	184	71 38.59%	113 61.41%	0	7
Precinct 0026	333	205 61.56%	128 38.44%	0	3
Precinct 0027	132	59 44.70%	73 55.30%	0	5
Total	5774	3292 57.01%	2482 42.99%	0	175

Certified - Final Official Canvas of Votes
May 21, 2019 Special District Election, May 21, 2019
All Precincts, All Districts, All ScanStations, All Contests, All Boxes

Page: 106 of 107
2019-06-06
12:47:11

Total Ballots Cast: 5949
27 precincts reported out of 27 total

Measure 8-98 (Vote for 1)


Precinct	Total Votes	Yes	No	Over Votes	Under Votes
Precinct 0001	39	12 30.77%	27 69.23%	0	1
Precinct 0002	169	16 9.47%	153 90.53%	0	5
Precinct 0003	218	39 17.89%	179 82.11%	0	9
Precinct 0004	91	5 5.49%	86 94.51%	0	1
Precinct 0005	322	57 17.70%	265 82.30%	0	13
Precinct 0006	235	35 14.89%	200 85.11%	0	18
Precinct 0007	122	24 19.67%	98 80.33%	0	11
Precinct 0008	224	34 15.18%	190 84.82%	0	5
Precinct 0009	410	76 18.54%	334 81.46%	0	13
Precinct 0010	176	40 22.73%	136 77.27%	0	8
Precinct 0011	316	71 22.47%	245 77.53%	0	10
Precinct 0012	111	22 19.82%	89 80.18%	0	1
Precinct 0013	127	20 15.75%	107 84.25%	0	1
Precinct 0014	137	17 12.41%	120 87.59%	0	5
Precinct 0015	204	21 10.29%	183 89.71%	0	3
Precinct 0016	429	65 15.15%	364 84.85%	0	20
Precinct 0017	527	91 17.27%	436 82.73%	0	13
Precinct 0018	172	26 15.12%	146 84.88%	0	3
Precinct 0019	266	40 15.04%	226 84.96%	0	8
Precinct 0020	145	29 20.00%	116 80.00%	0	3
Precinct 0021	85	16 18.82%	69 81.18%	0	3
Precinct 0022	160	18 11.25%	142 88.75%	0	4
Precinct 0023	220	39 17.73%	181 82.27%	0	12
Precinct 0024	205	28 13.66%	177 86.34%	0	5
Precinct 0025	186	17 9.14%	169 90.86%	0	5
Precinct 0026	325	60 18.46%	265 81.54%	0	11
Precinct 0027	131	24 18.32%	107 81.68%	0	6
Total	5752	942 16.38%	4810 83.62%	0	197

Certified - Final Official Canvas of Votes
 May 21, 2019 Special District Election, May 21, 2019
 All Precincts, All Districts, All ScanStations, All Contests, All Boxes

Total Ballots Cast: 5949
 27 precincts reported out of 27 total

Measure 8-99 (Vote for 1)

Precinct	Total Votes	Yes	No	Over Votes	Under Votes
Precinct 0001	38	19 50.00%	19 50.00%	0	2
Precinct 0002	172	110 63.95%	62 36.05%	0	2
Precinct 0003	220	112 50.91%	108 49.09%	0	7
Precinct 0004	92	51 55.43%	41 44.57%	0	0
Precinct 0005	325	165 50.77%	160 49.23%	0	10
Precinct 0006	241	140 58.09%	101 41.91%	0	12
Precinct 0007	125	74 59.20%	51 40.80%	0	8
Precinct 0008	224	138 61.61%	86 38.39%	0	5
Precinct 0009	414	283 68.36%	131 31.64%	0	9
Precinct 0010	177	120 67.80%	57 32.20%	0	7
Precinct 0011	319	185 57.99%	134 42.01%	0	7
Precinct 0012	111	61 54.95%	50 45.05%	0	1
Precinct 0013	125	78 62.40%	47 37.60%	0	3
Precinct 0014	137	82 59.85%	55 40.15%	0	5
Precinct 0015	206	132 64.08%	74 35.92%	0	1
Precinct 0016	436	287 65.83%	149 34.17%	0	13
Precinct 0017	531	377 71.00%	154 29.00%	0	9
Precinct 0018	171	96 56.14%	75 43.86%	0	4
Precinct 0019	269	185 68.77%	84 31.23%	0	5
Precinct 0020	146	90 61.64%	56 38.36%	0	2
Precinct 0021	86	45 52.33%	41 47.67%	0	2
Precinct 0022	159	108 67.92%	51 32.08%	0	5
Precinct 0023	223	137 61.43%	86 38.57%	0	9
Precinct 0024	206	142 68.93%	64 31.07%	0	4
Precinct 0025	185	99 53.51%	86 46.49%	0	6
Precinct 0026	327	211 64.53%	116 35.47%	0	9
Precinct 0027	134	88 65.67%	46 34.33%	0	3
Total	5799	3615 62.34%	2184 37.66%	0	150

I certify the votes recorded on this
 abstract correctly summarize the tally of
 votes cast for the
May 21, 2019 Election.

 By: Shelley Denney,
 Chief Deputy County Clerk
 Dated this 6th day of
June, 2019